

A Comprehensive

**INTERNATIONAL
EDITION**

RADIO VALVE GUIDE

BOOK 5

BY

B. B. BABANI

CHARACTERISTICS AND BASE CONNECTIONS ARE GIVEN FOR

All receiving valves issued since 1960—including English, American, European, USSR and Japanese : miniatures, sub-miniatures, and Nuvistors.

All the modern television C.R. Tubes for COLOUR and Black & White TV Reception.

Voltage and current stabilisers, thyratrons, rectifiers, Tuning Indicators, etc.

* * *

Full operating data with voltages and complete diagrams of all valve bases are shown on the same page.

The unique features of Books 1, 2, 3 and 4 have been retained : more than 1,350 valves not previously shown are presented, including all ENGLISH, EUROPEAN, AMERICAN, USSR and JAPANESE RECEIVING VALVES ISSUED SINCE JANUARY 1960

No. 178

BERNARDS RADIO MANUALS

30p

A COMPREHENSIVE
RADIO VALVE
GUIDE

BOOK 5

BY

B. B. BABANI

LONDON: BERNARDS (PUBLISHERS) LIMITED

FIRST PUBLISHED MARCH 1963
REPRINTED JULY 1965
REPRINTED JANUARY 1968
REPRINTED APRIL, 1972

© 1963

Printed by Krisson Printing Limited, 184 Acton Lane, London N.W.10
for Bernards (Publishers) Ltd., The Grampians, Western Gate, London, W.6



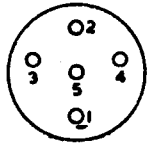
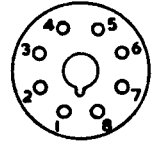
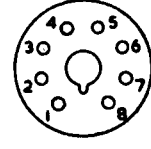
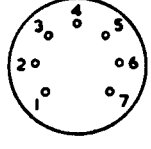
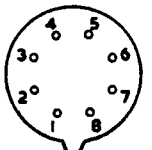
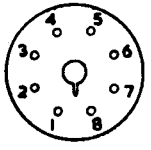
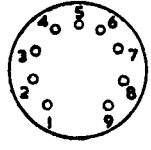
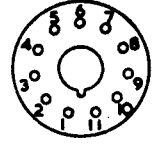
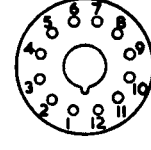

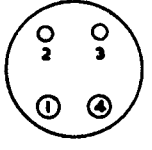
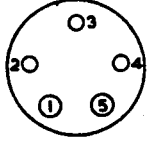
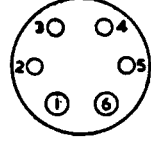
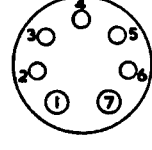
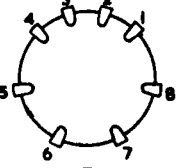
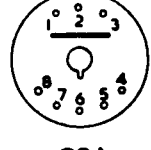
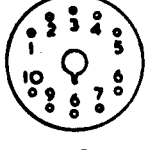
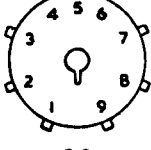
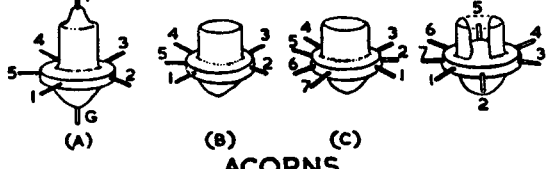
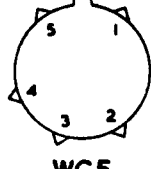
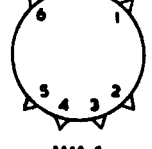
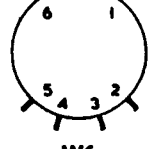
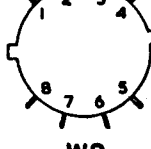
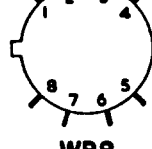
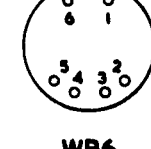
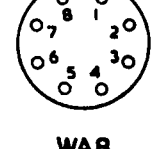
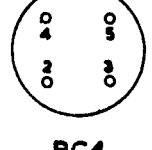
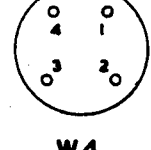
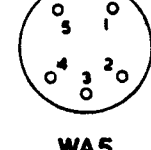
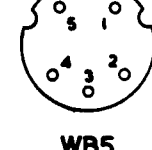
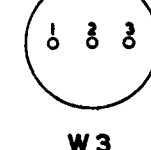
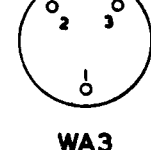
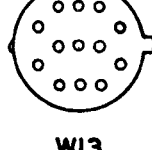
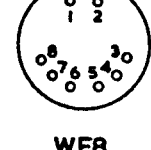
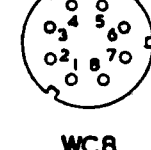
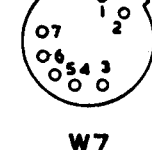


TRADE NAMES AND MANUFACTURERS' ADDRESSES

AMPEREX	...	Amperex Electronic Corp., 230, Duffy Avenue, Hicksville, N.Y., U.S.A.
—	...	Best Shinkukan Seisakusho, 246, Midawashima-cho 5-chrome, Arakawa-ku, Tokyo, Japan.
BRIMAR	...	Thorn-A.E.I. Radio Valve & Tube Div., Rochester, Kent, England.
CBS-HYTRON	...	CBS-Hytron, 100, Endicott Street, Danvers, Mass., U.S.A.
CSF	...	CSF-Compagnie Generale de Telegraphie sans Fils, 55, rue Greffulhe, Levallois-Perret, (Seine), France.
—	...	Ceramique Ferro-Electrique, 98 & 100, rue Maurice-Arnoux, Montrouge, (Seine), France.
CHATHAM	...	Chatham Electronics, 630, West Mount Pleasant Avenue, Livingston, N.J., U.S.A.
COSSOR	...	A. C. Cossor Limited, Cossor Works, Highbury Grove, London, N.5, England.
—	...	Denki Giken K.K., 4, Hasune-cho 2-chrome, Itabashi-ku, Tokyo, Japan.
EDISWAN	...	Thorn-A.E.I. Radio Valve & Tube Div., Thorn House, Upper St. Martin's Lane, London, W.C.2, England.
EITEL	...	Eitel-McCullough Inc., San Bruno, California, U.S.A.
ELEVAM	...	Elevam Electronic Tube Co. Ltd., 569, Araiujuka-machi, 5-chrome, Ota-Ku, Tokyo, Japan.
E.E.	...	English Electric Co. Ltd., Queens House, London, W.C.2, England.
EMITRON	...	Electronic Tubes, Ltd., Kingsmead Works, High Wycombe, Bucks., England.
FERRANTI	...	Ferranti Limited, Hollinwood, Lancs, England.
MAZDA	...	French Mazda, 29, rue de Lisbonne, Paris, 8e, France.
FIVRE	...	Fivre, via Guastalla, 2, Milan, Italy.
FUDEKO	...	Futaba Denshi Kogyo Co. Ltd., 331, Mobara, Mobara-shi, Chiba-ken, Japan.
G.E.C.	...	General Electric Co. Ltd., Magnet House, Kingsway, London, W.C.2, England.
G.E.	...	General Electric Co., 1, River Road, Schenectady, 5, N.Y., U.S.A.
HITACHI	...	Hitachi, Limited, 12, Marunouchi 2-chrome, Chiyoda-ku, Tokyo, Japan.
HIVAC	...	Hivac Limited, Greenhill Crescent, Harrow-on-the-Hill, Middx., England.
PHILCO	...	Lansdale Tube Co., Church Road, Lansdale, Pa., U.S.A.
LORENZ	...	Standard Elektrik Lorenz A.G., Esslingen/N, Fritz-Muller Str., 26/7, Germany.
MAGNADYNE	...	Magnadyne SpA, Milan, Italy.
MARCONI	...	Electrical and Musical Industries, Limited, Hayes, Middx., England.
"	...	Marconi Italiana, SpA, Via Corsica, 21, Genoa, Italy.
NATIONAL	...	Matsushita Electronics Corp., 1006 Kadoma, Kadoma-cho, Kita Kawachi-gun, Osaka, Japan.
MAZDA	...	Thorn-A.E.I., Radio Valve & Tube Div., 155, Charing Cross Road, London, W.C.2, England.
MITSUBISHI	...	Mitsubishi Electric Mfg. Co. Ltd., 3, Marunouchi 2-chrome, Chiyoda-ku, Tokyo, Japan.
—	...	Morita Shinkukan Kogyo K.K., 106 Taishido, Stagaya-ku, Tokyo, Japan.
MULLARD	...	Mullard Limited, Mullard House, Torrington Place, London, W.C.2, England.
N.E.C.	...	New Nippon Electric Co. Ltd., Daiichi Seimei Bldg., 2 Umeda-cho, Kita-ku, Osaka, Japan.
—	...	Okaya Radio Co. Ltd., 5223 Shimohama-cho, Okaya-shi, Nagano-ken, Japan.
OSRAM	...	M.O. Valve Co. Limited, Brook Green, London, W.6, England.
PHILIPS	...	Philips N.V., Eindhoven, Holland.
POPE	...	Pope N.V., Hofweg 7, The Hague, Holland.
RCA	...	Radio Corporation of America, 415, South Fifth Street, Harrison, N.J., U.S.A.
R.F.T.	...	VEB Werk fur Fernmeldeswesen, Berlin-Oberschoneweide, Ostendstr. 1/5, E. Germany.
"	...	VEB Rohrenwerk Muhlhausen, Muhlhausen/Thur., Eisenacherstr. 40, E. Germany.
"	...	VEB Funkwerk Erfurt, Erfurt/Thur., Rudolfstr. 47, E. Germany.
"	...	VEB Rohrenwerk Anna Seghers, Neuhaus am Rennweg, E. Germany.
BELVU	...	Radio-Belvu, 11, rue Raspail, Malakoff (Seine), France.
—	...	Radiotechnique, 130, avenue Ledru-Rollin, Paris, 11e, France.
RAYTHEON	...	Raytheon Mfg. Co. Inc., 55, Chapel Street, Newton, 58, Mass., U.S.A.
—	...	Red Bank, Eatontown, N.J., U.S.A.
—	...	Resitron Labs., Inc., 2908, Nebraska Avenue, Santa Monica, Calif., U.S.A.
S.T.C.	...	Standard Telephones & Cables Limited, Paignton, Devon, England.
SIEMENS	...	Siemens & Halske A.G., Munich, 8, St. Martin's Str. 76, Germany.
SYLVANIA	...	Sylvania Electronic Products Inc., 1740, Broadway, New York, 19, N.Y., U.S.A.
TeKaDe	...	Tekade, Nurnberg, Allersbergerstrasse, 184, Germany.
TELEFUNKEN	...	Telefunken G.m.b.H., Ulm/Donau, Soffingerstr. 100, Germany.
TEN	...	Kobe Kogyo Co., 5 Wadayamadori 1-chrome, Hyogo-ku, Kobe, Japan.
TESLA	...	Tesla, c/o KOVO, Foreign Trade Co., Dept. 41, Prague, 7, Czechoslovakia.
—	...	Thomson-Houston, 173, boulevard Haussmann, Paris, 7e, France.
TUNGSRAM	...	Tungsrám, Budapest, Hungary.
"	...	British Tungsrám Co. Ltd., West Road, Tottenham, London, N.17, England.
TUNGSOE	...	Tungsoe Electronic Co., Inc., 95, Eighth Avenue, Newark, 4, N.J., U.S.A.
VALVO	...	Valvo G.m.b.H., Burchardstrasse, 119, Hamburg, 1, Germany.
WESTINGHOUSE	...	Westinghouse Electronic Corp., P.O. Box No. 284, Elmira, 1, N.Y., U.S.A.

CONTENTS

	<i>Page</i>
Names and Addresses of Manufacturers	4
Valve Base Key	5
Introduction	6
Triode Amplifiers	8
Sub-miniature Valves	17
Tuning Indicators	18
Diodes	19
Regulators and Thyratrons	19
Output Valves	20
Rectifiers	26
Frequency Changers	28
Television C.R. Tubes	29
Screened Tetrodes, Pentodes and Heptodes	32
Additional Valves too late for classification	38
Index	40
Index of U.S.S.R. Valves and Television C.R. Tubes	44

VALVE BASE KEY

 B2A	 B3G	 B5	 I.O.	 M.O.	 B7G
 B8A	 B8G	 B9A	 B11A	 B12A	 B14A
 UX4	 UX5	 UX6	 UX7	 P	 G8A
 GIOA	 G9	 ACORNS			 WC5
 WA6	 W6	 W8	 WB8	 WB6	 WA8
 BC4	 W4	 WA5	 WB5	 W3	 WA3
 WJ3	 WF8	 WC8	 W7	 GIOG	 B9G

INTRODUCTION

The information contained in the main tables refers to the electrical characteristics of the valves, together with a diagram of the electrode structure showing the base pin connections. All the requisite information concerning any particular valve is obtained without reference to any other page or table. The valves are listed in sections under headings according to their function, and they are grouped in each section in base order. All B7G types, for example, will be found in one group. For easy reference each base type is listed in numerical/alphabetical order.

For British valves the name of the manufacturer has been included in all cases and, as far as possible, abbreviations have been avoided. The exceptions are (a) duplicate valves made by Mullard and European Companies which are listed as European; (b) valves of American design also made by English manufacturers which are listed as U.S.A.; (c) valves marketed by Marconi and Osram as G.E.C.

THE INDEX

The comprehensive index at the back of this Manual contains all the valves in this current issue.

VALVE BASES

As far as possible all the valves have been given their standard designations. American types interchangeable with English types have been given the English designation, e.g., the English B7G covers the American miniature 7-pin valves and the B9A the American Noval base. Types listed as B8G apply also to type B8B and to English and American Loctol and Lock-in bases. None of these is really identical; but the differences are so slight that all are interchangeable. As a matter of necessity many European bases have been given an arbitrary designation.

The drawing gives a representation of all the valves and C.R.T. bases with the exception of sub-miniature types, which are not true bases.

FREQUENCY CONVERTERS

The characteristics given are typical operating conditions, such as an engineer will expect to find in the frequency changer stage of the average receiver, though it is pointed out that all designers do not adhere to the typical operation conditions specified by the manufacturer. As there are so many different forms of frequency changer available, each valve has its particular form given to its type number,

e.g. (t/hex) which identifies the valve as a triode-hexode.

TUNING INDICATORS

The information covers the normal operation of cathode ray tuning indicators. The figure in the grid volts column will serve as a guide to the sensitivity of the valve.

SCREENED TETRODES AND PENTODES

These valves are normally used for RF amplification and the characteristics shown are the typical operating conditions for Class A recommended by the manufacturers. A number of valves listed, find particular application in audio design as RC coupled amplifiers. It has not, however, been found possible to illustrate the valves under these conditions as so much depends on the circuit design. Valves with variable mu characteristics have this indicated by the abbreviation Var. μ .

REGULATOR VALVES

Current and voltage regulators, together with thyratrons, are given, the former, perhaps, being better known as barretters. In the "Used as" column will be found the letters CR, VR, or Relay, which identifies the valve as either a current or voltage regulator, or as a thyatron. The Stabilised Supply in "Amps" and "Voltage Drop" columns are used to give current regulator characteristics; the remainder is devoted to voltage regulators and thyratrons.

RECTIFIERS

The ratings given are the maximum permissible. In many cases a minimum series resistance value has been quoted. When used with a transformer this resistance is usually provided by the resistance and leakage reactance of the transformer windings; but where DC/AC technique is used a resistor must be provided to limit the peak current. Booster or Recovery diodes, used in modern line scan television circuits are included in this section.

TRIODE AMPLIFIERS

Characteristics are given for single and twin triodes, those for the latter being for a single section. The conditions shown are the typical operating conditions for transformer-coupled AF amplifiers in Class A. RC figures are not given since much is dependent upon circuit constants.

DIODES

All the relevant information on diodes will be found in this section. Multiple valves containing diode elements are in the section dealing with the function of the main electrodes.

TELEVISION C.R. TUBES

All modern television tubes are shown, which are entirely magnetic in operation, with the exception of certain types using electro-static focusing, and in some cases electro-static deflection.

Tubes are listed in numerical/alphabetical order. Aluminised, Aquadag coated and Ion

Trap tubes, etc., are all identified by footnotes. The deflection angle has also been quoted where possible.

OUTPUT VALVES

All types of output valves are included. Valves intended for television time base or video amplification are so indicated. The conditions given relate to the typical operating conditions, and, for battery types, fixed bias is assumed. For mains-operated valves auto-bias is more usual, and whilst no cathode resistor value is quoted, it may be easily derived from the available data. It is pointed out that the output with auto-bias may be up to 10 per cent. less than with a fixed source.

ABBREVIATIONS USED IN THE TABLES

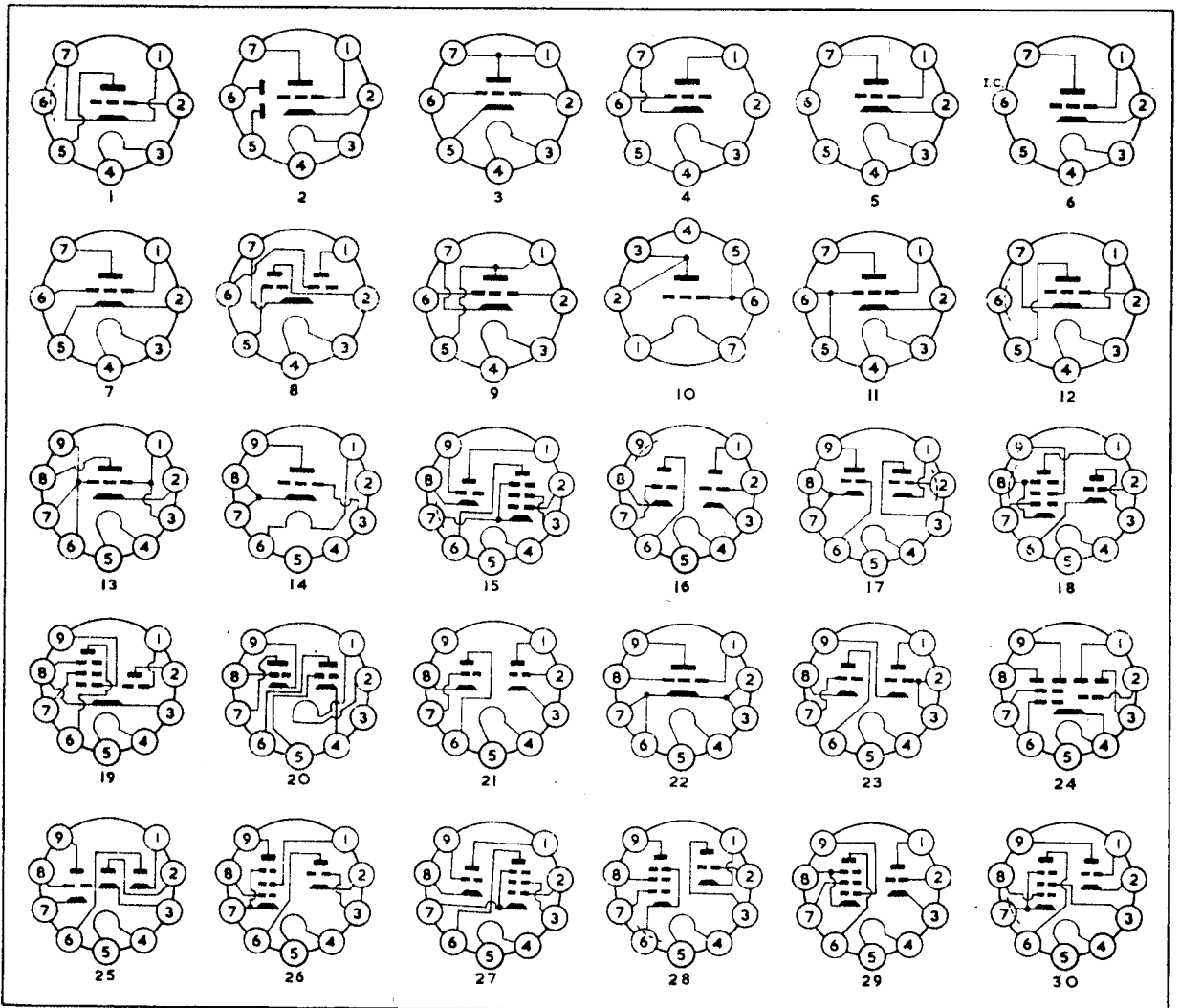
ACC	Accelerator	k	Kilo-ohms
Am.-Brit.	American and British	mA/V	Milli-amps per volt
CR	Current-regulator	MG	Magnetic
d/tri	Diode-triode	MOD	Modulator grid
Dia.	Diameter	M.O.V.	Marconi and Osram
Dis. %	Distortion percentage	mW	Milli-watts
E.E.	English Electric	M	Megohms
ES	Electro-static	Mul.-Eupn.	Mullard and European
E.Sw	Edison screw	oct	Octode
Focus A.T.	Focus ampere-turns	ra	Anode AC resistance
gc	Conversion conductance	Relay	Thyratron
gm	Mutual conductance	Rk	Cathode resistor
hep	Heptode	t/hep	Triode-heptode
hex	Hexode	t/hex	Triode-hexode
I/A	Current in amperes	t/pen	Triode-pentode
IC	Internal connection	t/tet	Triode-tetrode
Ik	Cathode current	Var.μ	Variable mu
I/mA	Current in milli-amperes	Vk	Volts as cathode
IμA	Current in micro-amperes	VR	Voltage-regulator
K	Cathode	W	Watts
		Ω	Ohms
		*	Cathode resistor in ohms

TRIODE AMPLIFIERS

Type	FILAMENT or HEATER		ANODE		Neg. Grid Volts	ra KΩ	gm mA/V	Amp Factor	RK Ω	BASE Type	Ref.	Maker
	Volts	Amps	Volts	1/mA								
2ER5	1.3	0.6	200	10.0	1.2	7.8K	10.5	80	—	B7G	1	U.S.A.
2ES5	2.35	0.6	200	10.0	1.0	8.0K	9.4	75	—	B7G	1	U.S.A.
2FH5	2.35	0.6	135	11.0	1.0	5.6K	9.0	50	—	B7G	1	U.S.A.
2FQ5	2.3	0.6	135	11.5	1.2	5.5K	11.0	60	—	B7G	1	U.S.A.
2FQ5A	2.3	0.6	135	11.0	1.2	6.3K	12.0	74	—	B7G	1	U.S.A.
2FY5	2.4	0.6	135	11.0	1.0	5.4K	13.0	70	—	B7G	1	U.S.A.
2GK5	2.3	0.6	135	11.0	1.2	5.4K	15.0	78	—	B7G	1	U.S.A.
3BF6	3.15	0.6	250	9.5	9.0	8.5K	1.9	16	—	B7G	1	U.S.A.
3ES5	3.0	0.45	200	10.0	1.0	8.0K	9.4	75	—	B7G	1	U.S.A.
3FH5	3.0	0.45	135	11.0	1.0	5.6K	9.0	50	—	B7G	1	U.S.A.
3FQ5	2.8	0.45	135	11.0	1.2	5.5K	11.0	60	—	B7G	1	U.S.A.
3FQ5A	2.8	0.45	135	11.0	1.2	6.3K	12.0	74	—	B7G	1	U.S.A.
3FY5	3.1	0.45	135	11.0	1.0	5.4K	13.0	70	—	B7G	1	U.S.A.
3GK5	2.8	0.45	135	11.0	1.2	5.4K	15.0	78	—	B7G	1	U.S.A.
4AV6	4.2	0.45	250	1.2	2.0	62.5K	1.6	100	—	B7G	2	U.S.A.
4ER5	4.2	0.25	200	10.0	1.2	7.8K	10.5	80	—	B7G	1	U.S.A.
4T1	4.7	0.3	80	16.0	—	2.27K	6.6	15	150	B7G	3	Magnadyne
5M-HH3	4.7	0.6	100	11.0	1.0	5.0K	7.5	38	—	B7G	8	Toshiba
6ES5	6.3	0.23	200	10.0	1.0	8.0K	9.4	75	—	B7G	1	U.S.A.
6FH5	6.3	0.2	135	11.0	1.0	5.6K	9.0	50	—	B7G	1	U.S.A.
6FQ5	6.3	0.22	135	11.5	1.2	5.5K	11.0	60	—	B7G	1	U.S.A.
6FQ5A	6.3	0.22	135	11.0	1.2	6.3K	12.0	74	—	B7G	1	U.S.A.
6FY5	6.3	0.23	135	11.0	1.0	5.4K	13.0	70	—	B7G	1	U.S.A.
6GK5	6.3	0.22	135	11.0	1.2	5.4K	15.0	78	—	B7G	1	U.S.A.
6M-HH3	6.3	0.45	100	11.0	1.0	5.0K	7.5	38	—	B7G	8	Toshiba
6M-L2	6.3	0.175	135	14.0	4.5	3.6K	5.0	18	—	B7G	9	Ten (Japan)
6M-L4	6.3	0.175	100	17.0	—	2.1K	6.5	13.5	10K	B7G	3	Toshiba
6T1	6.3	0.225	80	16.0	—	2.27K	6.6	15	150	B7G	3	Magnadyne
12DT1	12.6	0.15	250	1.0	3.0	58.0K	1.2	70	—	B7G	2	Magnadyne
12DT2	12.6	0.15	250	1.1	2.0	62.5K	1.6	100	—	B7G	2	Magnadyne
12ES5	12.6	0.115	200	10.0	1.0	8.0K	9.4	75	—	B7G	1	U.S.A.
18GE6	18.0	0.1	100	1.0	1.0	40.0K	1.7	70	—	B7G	2	U.S.A.
6664	6.3	0.15	250	10.0	12.0	10.9K	5.5	60	—	B7G	4	U.S.A.
7382	6.3	0.3	250	1.2	2.0	62.5K	1.6	100	—	B7G	5	U.S.A.
7738	6.3	0.225	500	12.0	—	8.8K	9.9	80	—	B7G	3	U.S.A.
A1714	6.3	0.49	150	10.0	—	5.5K	8.5	42	—	B7G	6	G.E.C.
A2688	6.3	0.37	180	15.5	—	3.3K	14.0	52	68	B7G	7	G.E.C.
A2913	6.3	0.37	180	15.5	—	3.3K	14.0	52	68	B7G	7	G.E.C.
CK1216	6.3	0.3	100	5.0	—	7.95K	3.4	27	—	B7G	8	U.S.A.
E7013	6.3	0.15	250	10.0	2.0	10.5K	5.5	60	—	B7G	4	E. European
E7014	9.45	0.1	250	10.0	2.0	10.5K	5.5	60	—	B7G	4	E. European
E7060	1.4	0.025	90	2.1	2.5	14.0K	1.0	14	—	B7G	10	E. European
E7143	3.1	0.3	200	11.5	1.0	10.0K	6.7	67	—	B7G	7	E. European
EC96	6.3	0.15	200	11.5	1.0	10.0K	6.7	67	—	B7G	7	European
EC98	6.3	0.4	150	13.5	—	3.7K	13.5	50	100	B7G	11	European
M8248	6.3	0.4	150	13.5	—	3.7K	13.5	50	100	B7G	11	European
PC93	4.7	0.3	100	16.0	4.0	1.9K	8.0	15	—	B7G	3	European
PC96	3.1	0.3	200	11.5	1.0	10.0K	6.7	67	—	B7G	7	European
PC97	4.5	0.3	135	11.0	1.0	5.4K	13.0	70	—	B7G	12	European
UC96	9.3	0.1	200	11.5	1.0	10.0K	6.7	67	—	B7G	7	European
XC95	1.8	0.6	200	10.0	1.2	7.8K	10.5	80	—	B7G	12	Philips (B)
YC95	2.2	0.45	200	10.0	1.2	7.8K	10.5	80	—	B7G	12	Philips (B)
1C12Π	1.2	0.03	90	2.2	—	—	0.42	—	—	B7G	10	U.S.S.R.
6H3Π	6.3	0.45	100	8.5	0.85	7.1K	5.3	38	—	B7G	8	U.S.S.R.
2DL4	2.0	0.6	160	12.5	—	4.7K	14.0	65	100	B9A	13	U.S.A.
3A/167M	6.3	0.45	150	40.2	10.0	0.97K	47.0	45	—	B9A	14	S.T.C.
3DL4	2.6	0.45	160	12.5	—	4.7K	14.0	65	100	B9A	13	U.S.A.
4BL8	4.5	0.6	100	14.0	2.0	4.0K	5.0	20	—	B9A	15	U.S.A.
4DL4	4.0	0.3	160	12.5	—	4.7K	14.0	65	100	B9A	13	U.S.A.
4ES8	3.8	0.6	90	15.0	1.2	2.7K	12.5	34	—	B9A	16	U.S.A.
4FC7	3.8	0.6	90	15.0	1.2	2.9K	12.3	36	—	B9A	17	U.S.A.
4R-HH2	4.2	0.6	90	8.5	1.0	4.5K	8.0	36	—	B9A	16	Toshiba
4R-HH8	4.2	0.6	110	16.0	1.0	2.8K	16.0	38	81	B9A	16	Ten (Japan)
4R-HH9	4.2	0.6	90	16.0	—	2.4K	16.0	45	—	B9A	16	Ten (Japan)
5ES8	5.1	0.45	90	15.0	1.2	2.7K	12.5	34	—	B9A	16	U.S.A.
5EU8	4.7	0.6	150	18.0	—	5.0K	8.5	42.5	56	B9A	18	U.S.A.
5FC7	5.1	0.45	90	15.0	1.2	2.9K	12.3	36	—	B9A	17	U.S.A.
5FG7	4.7	0.45	125	13.0	1.0	5.7K	7.5	43	—	B9A	19	U.S.A.
6CC43	6.3	0.435	250	10.0	2.3	10.0K	5.9	59	—	B9A	16	Tesla
6CT4	6.3	0.3	130	16.0	1.0	4.0K	15.0	60	—	B9A	22	U.S.A.
6DL4	6.3	0.17	160	12.5	—	4.7K	14.0	65	100	B9A	13	U.S.A.
6EU7	6.3	0.3	250	1.2	2.0	62.5K	1.6	100	—	B9A	20	U.S.A.

TRIODE AMPLIFIERS—Contd.

Type	FILAMENT or HEATER		ANODE		Neg. Grid Volts	ra KΩ	gm mA/V	Amp Factor	RK Ω	BASE		Maker
	Volts	Amps	Volts	1/mA						Type	Ref.	
6EU8	6.3	0.45	150	18.0	—	5.0K	8.5	42.5	56	B9A	18	U.S.A.
6EV7	6.3	0.6	250	9.2	2.0	11.8K	5.2	60	—	B9A	21	U.S.A.
6EW7	6.3	0.9	250	5.5	11.0	8.75K	2.0	17.5	—	B9A	23	U.S.A.
			150	45.0	17.5	0.8K	7.5	6.0				
6FC7	6.3	0.365	90	15.0	1.2	2.9K	12.3	36	—	B9A	17	U.S.A.
6FD7	6.3	0.925	250	6.0	—	40.0K	1.6	64	—	B9A	23	U.S.A.
			150	45.0	17.5	0.8K	7.5	6				
6FG7	6.3	0.45	125	13.0	1.0	5.7K	7.5	43	—	B9A	19	U.S.A.
6FH8	6.3	0.45	100	7.7	1.0	7.4K	5.4	40	—	B9A	24	U.S.A.
6FM8	6.3	0.45	250	1.0	3.0	58.0K	1.2	70	—	B9A	25	U.S.A.
6FQ7	6.3	0.6	250	9.0	8.0	7.7K	2.6	20	—	B9A	21	U.S.A.
6GE8	6.3	0.9	150	35.0	21.0	1.08K	5.0	5.4	—	B9A	26	U.S.A.
6GJ8	6.3	0.6	125	13.5	—	5.0K	8.5	40	—	B9A	27	U.S.A.
6GM8	6.3	0.33	6.3	0.9	0.4	4.5K	2.6	14	100K	B9A	16	U.S.A.
6GN8	6.3	0.75	250	2.0	2.0	37.0K	2.7	100	—	B9A	28	U.S.A.
6GV8	6.3	0.9	100	5.0	0.6	8.0K	6.5	50	—	B9A	29	U.S.A.
6GW8	6.3	0.7	250	1.2	1.7	62.5K	1.6	100	—	B9A	30	U.S.A.

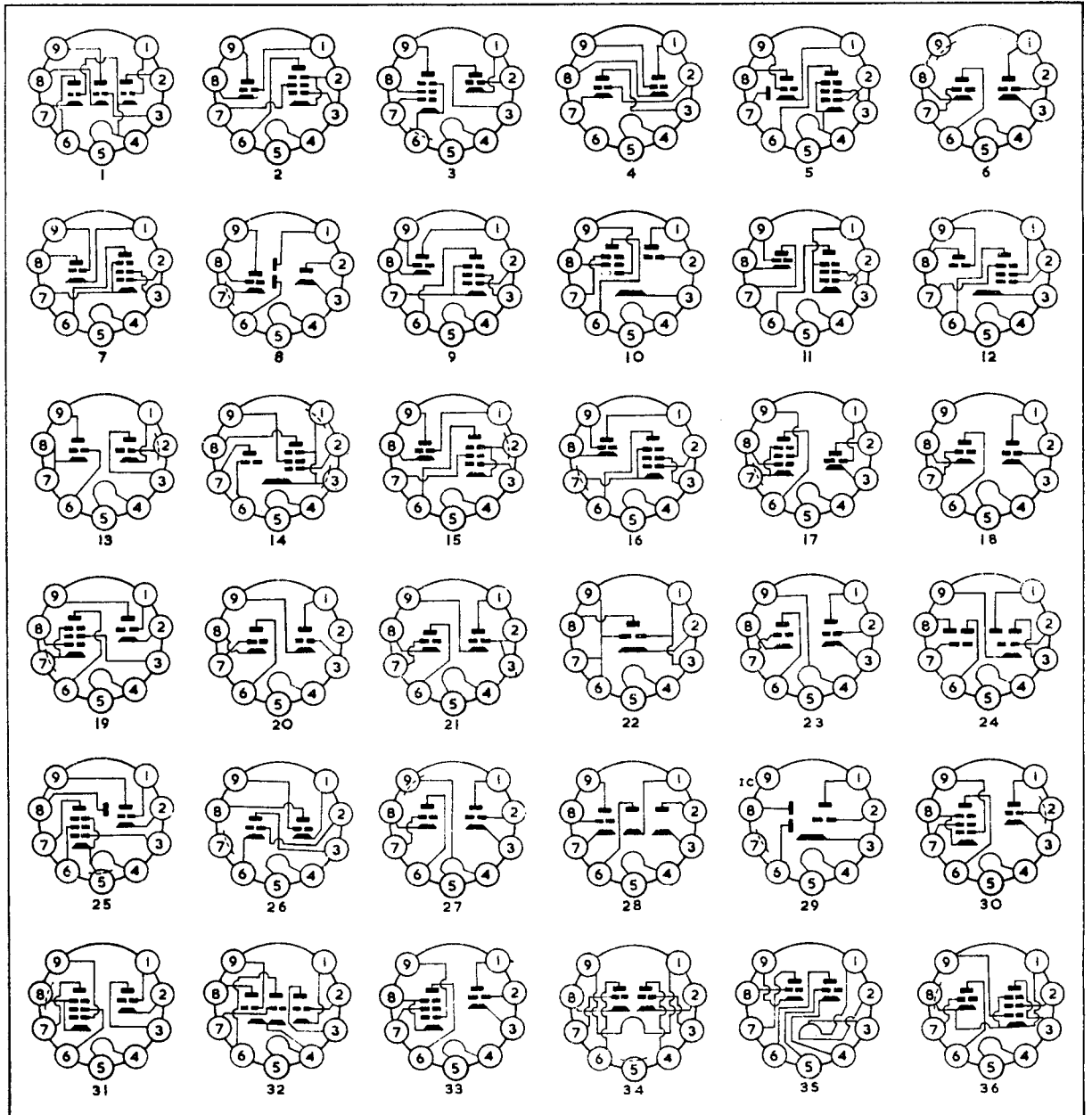


TRIODE AMPLIFIERS—Contd.

Type	FILAMENT or HEATER		ANODE		Neg. Grid Volts	ra K Ω	gm mA/V	Amp Factor	RK Ω	BASE		Maker
	Volts	Amps	Volts	I/mA						Type	Ref.	
6GY8	6.3	0.45	200	4.5	—	14.0K	4.5	63	—	B9A	1	U.S.A.
6HC8	6.3	1.2	250	1.4	3.0	34.0K	2.0	68	—	B9A	2	U.S.A.
6HF8	6.3	0.75	250	4.0	—	17.5K	4.0	70	—	B9A	3	U.S.A.
6HG8	6.3	0.385	100	14.0	3.0	2.8K	6.0	17	—	B9A	14	U.S.A.
6HK8	6.3	0.4	90	8.5	1.0	4.5K	8.0	36	—	B9A	6	Toshiba
6R-DHV1	6.3	0.48	250	1.2	2.0	62.5K	1.6	100	—	B9A	5	Toshiba
6R-HH2	6.3	0.4	90	8.5	1.0	4.5K	8.0	36	—	B9A	6	Ten (Japan)
6R-HH8	6.3	0.4	110	16.0	—	2.8K	16.0	45	—	B9A	6	Ten (Japan)
6R-HH9	6.3	0.4	90	16.0	—	2.4K	16.0	38	81	B9A	6	Ten (Japan)
6T24	6.3	0.6	150	17.0	2.0	4.0K	7.0	28	—	B9A	4	Magnadyne
6T26	6.3	0.45	250	10.0	2.3	9.5K	6.0	57	—	B9A	6	Magnadyne
6T27	6.3	0.4	150	10.0	—	5.6K	6.8	38	220	B9A	6	Magnadyne
6TD32	6.3	0.35	250	1.0	3.0	58.0K	1.2	70	—	B9A	8	Magnadyne
6TD33	6.3	0.35	250	2.2	3.0	25.0K	2.1	52.5	—	B9A	8	Magnadyne
6TD34	6.3	0.3	250	2.2	3.0	25.0K	2.1	52.5	—	B9A	8	Magnadyne
6TP1	6.3	0.45	150	18.0	—	5.0K	8.5	42.5	56	B9A	9	Magnadyne
6TP3	6.3	0.6	100	4.0	2.0	10.0K	2.0	20	—	B9A	10	Magnadyne
6TP4	6.3	0.45	150	18.0	—	5.0K	8.5	42.5	56	B9A	11	Magnadyne
6TP5	6.3	0.6	100	2.2	—	50.0K	1.3	65	—	B9A	12	Magnadyne
7CE40	7.0	0.3	90	12.0	1.5	4.0K	6.0	24	—	B9A	13	Tesla
7EK7	7.0	0.3	200	15.0	1.23	3.1K	9.0	28	—	B9A	13	U.S.A.
7ES8	7.2	0.3	90	15.0	1.2	2.7K	12.5	34	—	B9A	6	U.S.A.
7FC7	7.5	0.3	90	15.0	1.2	2.9K	12.3	36	—	B9A	13	U.S.A.
7HG8	7.9	0.3	100	14.0	3.0	2.8K	5.5	16	—	B9A	14	U.S.A.
8B8	8.0	0.6	100	3.5	0.0	28.0K	2.5	70	—	B9A	15	U.S.A.
8BM8	7.9	0.45	100	3.0	0.0	33.0K	2.2	70	—	B9A	15	U.S.A.
8CF40	9.0	0.3	100	14.0	2.0	4.0K	5.0	20	—	B9A	16	Tesla
8DX8	7.5	0.6	200	3.0	1.7	16.2K	4.0	65	—	B9A	17	U.S.A.
8FQ7	8.4	0.45	200	9.0	8.0	7.7K	2.6	20	—	B9A	18	U.S.A.
8GN8	8.0	0.6	250	2.0	2.0	37.0K	2.7	100	—	B9A	3	U.S.A.
8GW8	8.0	0.55	250	1.2	1.7	62.5K	1.6	100	—	B9A	19	U.S.A.
8T27	8.4	0.3	150	10.0	—	5.6K	6.8	38	220	B9A	6	Magnadyne
9ABC40	9.5	0.3	170	1.0	1.85	48.0K	1.45	70	—	B9A	8	Tesla
9C8	9.0	0.3	100	14.0	2.0	4.0K	5.0	20	—	B9A	16	U.S.A.
9T26	9.5	0.3	250	10.0	2.3	9.5K	6.0	57	—	B9A	6	Tesla
9TP4	9.4	0.3	150	18.0	—	5.0K	8.5	42.5	56	B9A	11	Tesla
10BM8	10.0	0.5	100	3.0	0.0	33.0K	2.2	70	—	B9A	15	U.S.A.
10DR7	9.7	0.6	250	1.4	3.0	40.0K	1.6	68	—	B9A	20	U.S.A.
10DX8	10.0	0.45	200	3.0	1.7	16.2K	4.0	65	—	B9A	17	U.S.A.
10EW7	9.7	0.6	250	5.5	11.0	8.75K	2.0	17.5	—	B9A	21	U.S.A.
			150	45.0	17.5	0.8K	7.5	6.0				
10FD7	9.7	0.6	250	6.0	—	40.0K	1.6	64	—	B9A	21	U.S.A.
			150	45.0	17.5	0.8K	7.5	6.0				
10GW8	10.0	0.45	250	1.2	1.7	62.5K	1.6	100	—	B9A	19	U.S.A.
10HF8	10.5	0.45	250	4.0	—	17.5K	4.0	70	—	B9A	3	U.S.A.
12AK7	12.6	0.15	250	1.2	2.0	62.5K	1.6	100	—	B9A	6	U.S.A.
12AU8	12.6	0.3	150	8.5	—	8.2K	4.9	40	150	B9A	3	U.S.A.
12DL4	12.0	0.1	160	12.5	—	4.7K	14.0	65	100	B9A	22	U.S.A.
12DM7	12.6	0.13	250	1.2	2.0	62.5K	1.6	100	—	B9A	23	U.S.A.
	6.3	0.26										
12FQ8	12.6	0.15	250	1.5	1.5	76.0K	1.25	95	—	B9A	24	U.S.A.
12FR8	12.6	0.32	12.6	1.0	0.6	8.2K	1.2	10	—	B9A	25	U.S.A.
12R-LL3	6.3	0.45	150	10.0	—	5.5K	5.5	30	230	B9A	27	Ten (Japan)
	12.6	0.225										
13D7	6.3	0.32	250	2.25	1.2	42.0K	3.3	140	—	B9A	26	Brimar
13FD7	13.0	0.45	250	6.0	—	40.0K	1.6	64	—	B9A	21	U.S.A.
			150	45.0	17.5	0.8K	7.5	6				
14GT8	14.0	0.15	250	0.7	3.0	72.0K	1.0	72	—	B9A	28	U.S.A.
14GW8	14.7	0.3	250	1.2	1.7	62.5K	1.6	100	—	B9A	19	U.S.A.
15BD7A	15.0	0.1	170	1.5	1.5	42.0K	1.65	70	—	B9A	29	U.S.A.
15TP7	15.0	0.3	200	3.0	1.7	4.0K	4.0	16	—	B9A	17	Magnadyne
16CN8	16.0	0.28	100	3.3	—	16.7K	3.6	60	—	B9A	15	U.S.A.
16GK8	16.0	0.3	200	10.0	—	5.5K	3.4	18	—	B9A	15	U.S.A.
16TP6	16.0	0.3	100	3.5	—	28.0K	2.5	70	—	B9A	14	Magnadyne
16TP8	16.0	0.3	100	3.5	—	28.0K	2.5	70	—	B9A	14	Magnadyne
17EW8	17.5	0.15	170	10.0	1.5	8.0K	6.2	50	—	B9A	6	U.S.A.
17GW8	16.8	0.45	250	1.2	1.7	62.5K	1.6	100	—	B9A	19	U.S.A.
17HC8	16.8	0.45	250	1.4	3.0	34.0K	2.0	68	—	B9A	14	U.S.A.
18D2	9.45	0.3	150	12.5	1.8	5.5K	10.0	55	—	B9A	30	Brimar
18D3	6.3	0.45	150	18.0	1.0	4.5K	8.5	40	—	B9A	16	Brimar
18HB8	18.0	0.3	115	2.5	—	19.0K	3.9	74	410	B9A	31	U.S.A.
19EZ8	18.9	0.15	125	4.2	4.0	13.6K	4.2	57	—	B9A	32	U.S.A.

TRIODE AMPLIFIERS—Contd.

Type	FILAMENT or HEATER		ANODE		Neg. Grid Volts	ra K Ω	gm mA/V	Amp Factor	RK Ω	BASE Type	Ref.	Maker
	Volts	Amps	Volts	1/mA								
19GV8	18.9	0.3	100	5.0	0.6	8.0K	6.5	50	—	B9A	33	U.S.A.
19R-LL1	19.0	0.15	120	8.5	—	5.5K	5.5	30	180	B9A	34	Ten (Japan)
19R-LL2	19.0	0.1	250	10.5	8.5	7.7K	2.2	17.5	—	B9A	23	Ten (Japan)
20EZ7	20.0	0.1	150	—	1.0	62.0K	1.6	100	—	B9A	35	U.S.A.
	10.0	0.2										
20R-DHV1	20.0	0.15	250	1.2	2.0	62.5K	1.6	100	—	B9A	5	Toshiba
21ES8	21.0	0.1	90	15.0	1.2	2.7K	12.5	34	—	B9A	6	U.S.A.
22FC7	21.6	0.1	90	15.0	1.2	2.9K	12.3	36	—	B9A	13	U.S.A.
30C17	7.4	0.3	100	15.0	—	2.3K	8.5	20	—	B9A	36	Mazda




TRIODE AMPLIFIERS—Contd.

Type	FILAMENT or HEATER		ANODE		Neg. Grid Volts	ra K Ω	gm mA/V	Amp Factor	RK Ω	BASE Type	Ref.	Maker
	Volts	Amps	Volts	1/mA								
30FL12	10.0	0.3	250	10.0	—	5.2K	3.4	18	—	B9A	1	Mazda
30FL13	10.0	0.3	200	10.0	—	5.2K	3.4	18	—	B9A	1	Mazda
30HB8	30.0	0.18	115	2.5	—	19.0K	3.9	74	410	B9A	2	U.S.A.
30L17	7.2	0.3	75	15.0	—	2.4K	16.5	40	—	B9A	3	Mazda
30PL14	16.0	0.3	200	10.0	—	5.2K	3.4	18	—	B9A	4	Mazda
32A8	32.0	0.15	100	3.5	1.0	28.0K	2.5	70	—	B9A	4	U.S.A.
35HB8	35.0	0.15	115	2.5	—	19.0K	3.9	74	410	B9A	2	U.S.A.
44GW8	44.0	0.1	250	1.2	1.7	62.5K	1.6	100	—	B9A	5	U.S.A.
45DX8	45.0	0.1	200	3.0	1.7	16.2K	4.0	65	—	B9A	6	U.S.A.
48A8	48.0	0.1	100	3.5	0.0	28.0K	2.5	70	—	B9A	4	U.S.A.
58TF1	58.0	0.15	200	4.0	2.0	20.0K	1.5	30	—	B9A	7	Magnadyne
7025A	12.6	0.15	250	1.2	2.0	62.5K	1.6	100	—	B9A	8	U.S.A.
	6.3	0.3										
7233	6.3	1.25	50	120.0	—	0.23K	17.5	4	22	B9A	9	U.S.A.
7308	6.3	0.335	100	15.0	—	2.5K	12.5	33	680	B9A	10	U.S.A.
7316	12.6	0.15	100	11.8	0.0	6.25K	3.1	19.5	—	B9A	8	U.S.A.
	6.3	0.3										
7370	40.0	0.13	120	36.0	2.0	1.56K	11.5	18	—	B9A	11	U.S.A.
	20.0	0.26										
7492	12.6	0.15	200	11.5	1.0	10.5K	6.7	70	—	B9A	8	U.S.A.
	6.3	0.3										
7643	6.3	0.33	100	14.0	—	3.6K	5.0	18	120	B9A	12	U.S.A.
7687	6.3	0.5	215	2.5	8.5	7.2K	2.5	18	—	B9A	12	U.S.A.
7699	12.6	0.3	275	2 \times 45	—	—	10.5	—	—	B9A	13	U.S.A.
	6.3	0.6										
7716	13.6	0.35	125	1.5	1.0	35.0K	2.9	102	—	B9A	14	U.S.A.
7719	12.6	0.225	300	4.0	10.5	7.1K	3.5	25	—	B9A	15	U.S.A.
	6.3	0.45										
7724	14.0	0.15	250	0.7	3.0	72.0K	1.0	72	—	B9A	16	U.S.A.
7728	12.6	0.15	200	11.5	1.0	10.5K	6.7	70	—	B9A	8	U.S.A.
	6.3	0.3										
7729	12.6	0.15	100	0.5	1.0	80.0K	1.25	100	—	B9A	8	U.S.A.
	6.3	0.3										
7730	12.6	0.15	100	11.8	0.0	6.2K	3.1	19.5	—	B9A	8	U.S.A.
	6.3	0.3										
7731	6.3	0.45	150	18.0	1.0	4.5K	8.5	40	—	B9A	17	U.S.A.
7734	6.3	0.9	150	35.0	21.0	1.08K	5.4	5.5	—	B9A	18	U.S.A.
7803	6.3	0.365	90	15.0	1.2	2.6K	12.5	33	—	B9A	10	U.S.A.
A2521	6.3	0.37	130	16.0	1.0	4.0K	15.0	60	—	B9A	19	G.E.C.
A2599	6.3	0.3	130	16.0	1.0	4.0K	15.0	60	—	B9A	20	G.E.C.
A2744	6.3	0.37	130	16.0	1.0	4.0K	15.0	60	—	B9A	19	G.E.C.
A2792	6.3	0.3	500	1.0	3.2	95.0K	2.5	235	—	B9A	21	G.E.C.
A2900	12.6	0.15	200	11.5	1.0	10.5K	6.7	70	—	B9A	8	G.E.C.
	6.3	0.3										
B349	7.0	0.3	90	15.0	1.2	2.9K	9.0	26	—	B9A	22	G.E.C.
CCa	6.3	0.3	100	15.0	+9.0	2.8K	12.5	33	680	B9A	10	Siemens
E88CC/01	6.3	0.3	90	15.0	1.2	2.6K	12.5	33	—	B9A	10	Mullard
E188CC	6.3	0.335	100	15.0	+9.0	2.6K	12.5	33	680	B9A	10	European
E288CC	6.3	0.5	100	30.0	+9.0	1.4K	18.0	25	350	B9A	10	Siemens
E7015	12.6	0.15	100	11.8	0.0	6.2K	3.1	19.5	—	B9A	8	E. European
	6.3	0.3										
E7017	12.6	0.15	100	0.5	1.0	80.0K	1.25	100	—	B9A	8	E. European
	6.3	0.3										
E7019	6.3	0.33	90	12.0	1.5	4.0K	6.0	24	—	B9A	23	E. European
E7020	6.3	0.435	250	10.0	2.3	10.0K	5.9	57	—	B9A	10	E. European
E7022	7.0	0.3	90	15.0	1.2	2.7K	12.5	33	—	B9A	10	E. European
E7023	7.0	0.3	90	12.0	1.5	4.0K	6.0	24	—	B9A	23	E. European
E7024	9.0	0.3	200	10.0	2.1	8.2K	5.8	48	—	B9A	10	E. European
E7025	26.0	0.1	200	10.0	2.1	8.2K	5.8	48	—	B9A	10	E. European
E7048	6.3	0.45	100	0.8	1.0	48.0K	1.45	70	—	B9A	24	E. European
E7049	9.5	0.3	170	1.0	1.85	48.0K	1.45	70	—	B9A	24	E. European
E7051	6.3	0.45	150	18.0	1.0	4.5K	8.5	40	—	B9A	17	E. European
E7053	6.3	0.78	100	3.5	0.0	33.0K	2.2	70	—	B9A	4	E. European
E7054	28.0	0.1	170	1.0	1.8	48.0K	1.45	70	—	B9A	24	E. European
E7055	16.0	0.3	100	3.5	0.0	33.0K	2.2	70	—	B9A	4	E. European
E7056	9.5	0.3	150	18.0	1.0	4.5K	8.5	40	—	B9A	17	E. European
E7059	50.0	0.1	100	3.5	0.0	33.0K	2.2	70	—	B9A	4	E. European
E7074	6.3	0.2	175	12.0	1.5	4.86K	14.0	68	—	B9A	25	E. European
E7075	3.8	0.3	175	12.0	1.5	4.86K	14.0	68	—	B9A	25	E. European
E7076	6.3	0.33	6.3	1.0	0.45	4.5K	2.6	13	100K	B9A	10	E. European
E7087	15.0	0.3	200	3.0	1.7	16.25K	4.0	65	—	B9A	6	E. European
E7088	6.3	0.71	200	3.0	1.7	16.25K	4.0	65	—	B9A	6	E. European

TRIODE AMPLIFIERS—Contd.

Type	FILAMENT or HEATER		ANODE		Neg. Grid Volts	ra KΩ	gm mA/V	Amp Factor	RK Ω	BASE		Maker
	Volts	Amps	Volts	I/mA						Type	Ref.	
E7144	6.3	0.33	90	15.0	1.2	2.7K	12.5	33	—	B9A	10	E. European
EC88	6.3	0.17	160	12.5	—	4.7K	14.0	65	100	B9A	26	European
EC806S	6.3	0.165	185	12.0	—	4.9K	140.0	68	230	B9A	25	European
ECC89	6.3	0.365	90	15.0	1.2	3.0K	12.0	36	—	B9A	23	European
ECC186	12.6	0.15	250	10.5	8.5	7.8K	2.2	17	—	B9A	8	European
ECC282	6.3	0.3	—	—	—	—	—	—	—	—	—	—
	12.6	0.15	100	11.8	0.0	6.2K	3.1	19.5	—	B9A	8	European
ECC803S	6.3	0.3	—	—	—	—	—	—	—	—	—	—
	12.6	0.15	250	1.2	2.0	62.5K	1.6	100	—	B9A	8	European
ECC804	6.3	0.3	200	10.0	—	5.3K	3.4	18	—	B9A	10	European
ECC807	6.3	0.32	250	2.25	1.2	42.0K	3.3	140	—	B9A	27	European
ECC813	12.6	0.3	250	14.5	—	3.8K	5.2	20	620	B9A	28	E. European
ECF86	6.3	0.6	—	—	—	—	—	—	—	—	—	—
	6.3	0.385	100	14.0	3.0	3.0K	5.5	17	—	B9A	29	European
ECF804	6.3	0.45	150	13.5	1.5	5.2K	7.2	38	—	B9A	17	Brimar
ECH84	6.3	0.3	50	3.0	0.0	13.5K	3.7	50	—	B9A	30	European

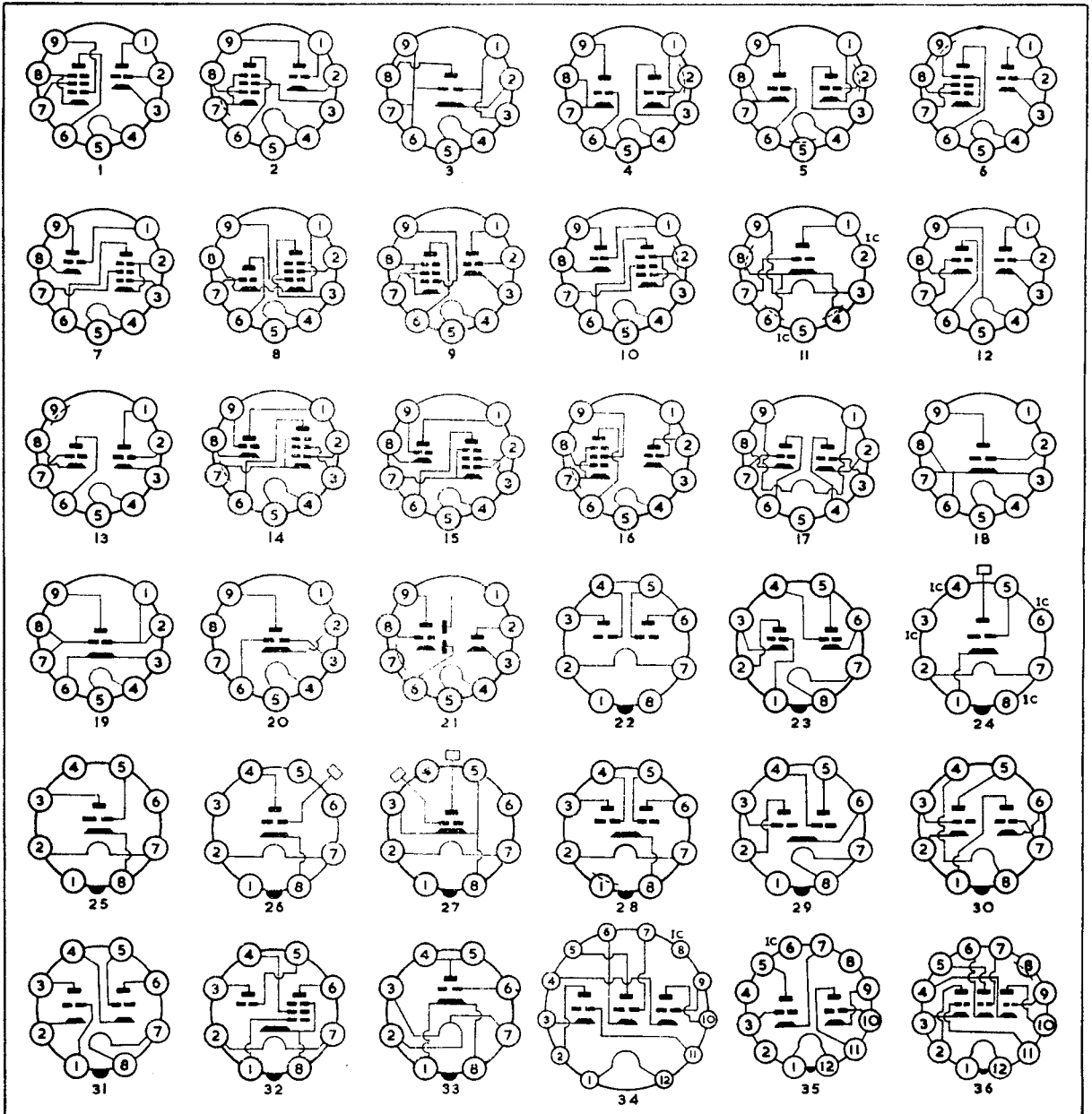


TRIODE AMPLIFIERS—Contd.

Type	FILAMENT or HEATER		ANODE		Neg. Grid Volts	ra KΩ	gm mA/V	Amp Factor	RK Ω	BASE Type	Ref.	Maker
	Volts	Amps	Volts	I/mA								
ECL85	6.3	0.9	100	10.0	0.0	9.0K	5.5	50	—	B9A	1	European
ECL86	6.3	0.7	250	1.2	1.7	62.5K	1.6	100	—	B9A	2	European
PC88	3.6	0.3	160	12.5	—	4.7K	14.0	65	100	B9A	3	European
PCC89	7.2	0.3	90	15.0	1.2	3.0K	12.0	36	—	B9A	4	European
PCC805	7.0	0.3	90	15.0	1.2	3.1K	9.0	28	—	B9A	4	European
PCC806	7.2	0.3	75	15.0	—	2.4K	16.5	40	—	B9A	5	European
PCE80	10.0	0.3	200	10.0	—	5.2K	3.4	18	—	B9A	6	European
PCE82	10.0	0.3	250	10.0	—	5.2K	3.4	18	—	B9A	6	European
PCE800	9.4	0.3	200	10.0	—	5.2K	3.4	18	—	B9A	6	European
PCF86	8.0	0.3	100	14.0	3.0	3.0K	5.5	17	—	B9A	7	European
PCF87	7.4	0.3	100	15.0	—	2.3K	8.5	20	—	B9A	8	European
PCF800	9.0	0.3	120	6.0	—	4.0K	5.0	20	—	B9A	8	European
PCL85	18.0	0.3	100	10.0	0.0	9.0K	5.5	50	—	B9A	9	European
PCL86	14.5	0.3	250	1.2	1.7	62.5K	1.6	100	—	B9A	2	European
PCL88	16.0	0.3	200	10.0	—	5.2K	3.4	18	—	B9A	10	European
R5559	6.3	0.3	150	25.0	—	1.6K	25.0	40	—	B9A	11	G.E.C.
UC88	12.0	0.1	160	12.5	—	4.7K	14.0	65	100	B9A	3	European
UCC89	21.6	0.1	90	15.0	1.2	3.0K	12.0	36	—	B9A	4	European
UCL86	44.0	0.1	250	1.2	1.7	62.5K	1.6	100	—	B9A	2	European
XC88	2.0	0.6	160	12.5	—	4.7K	14.0	65	100	B9A	3	Philips (B)
XCC82	12.6	0.15	100	11.8	0.0	6.25K	3.1	19.5	—	B9A	12	Philips (B)
XCC89	3.6	0.6	90	15.0	1.2	3.0K	12.0	36	—	B9A	4	Philips (B)
XCC189	3.8	0.6	90	15.0	1.2	2.7K	12.5	34	—	B9A	13	Philips (B)
XCF80	4.5	0.6	100	14.0	2.0	4.0K	5.0	20	—	B9A	14	Philips (B)
XCF82	4.8	0.6	150	18.0	1.0	4.7K	8.5	40	—	B9A	15	Philips (B)
XCL82	8.2	0.6	100	3.5	0.0	28.0K	2.5	70	—	B9A	10	Philips (B)
XCL84	7.5	0.6	200	3.0	1.7	16.2K	4.0	65	—	B9A	16	Philips (B)
XCL86	7.2	0.6	250	1.2	1.7	62.5K	1.6	100	—	B9A	2	Philips (B)
YC88	2.6	0.45	160	12.5	—	4.7K	14.0	65	100	B9A	3	Philips (B)
YCC89	4.8	0.45	90	15.0	1.2	3.0K	12.0	36	—	B9A	4	Philips (B)
YCC189	4.8	0.45	90	15.0	1.2	2.7K	12.5	34	—	B9A	13	Philips (B)
YCL82	10.8	0.45	100	3.5	0.0	28.0K	2.5	70	—	B9A	10	Philips (B)
YCL84	10.0	0.45	200	3.0	1.7	16.2K	4.0	65	—	B9A	16	Philips (B)
YCL86	10.0	0.45	250	1.2	1.7	62.5K	1.6	100	—	B9A	2	Philips (B)
6H3Π	6.3	0.3	150	8.2	2.0	6.5K	5.5	35	—	B9A	17	U.S.S.R.
6H4Π	12.6	0.15	150	2.0	2.5	26.5K	1.55	40	—	B9A	12	U.S.S.R.
6Φ1Π	6.3	0.43	100	14.0	2.0	4.0K	5.0	20	—	B9A	14	U.S.S.R.
6C3Π	6.3	0.3	150	11.0	1.6	1.3K	20.0	26	—	B9A	18	U.S.S.R.
6C4Π	6.3	0.3	150	11.0	1.6	1.3K	20.0	26	—	B9A	19	U.S.S.R.
6H5Π	6.3	0.6	200	8.0	—	7.7K	3.5	27	600	B9A	13	U.S.S.R.
6H6Π	6.3	0.75	120	30.0	2.0	1.8K	11.0	20	—	B9A	20	U.S.S.R.
6H14Π	6.3	0.33	90	12.0	1.5	4.0K	6.0	24	—	B9A	4	U.S.S.R.
6C3Π	6.3	0.45	250	1.0	3.0	58.0K	1.2	70	—	B9A	21	U.S.S.R.
1H3C	1.2	0.12	120	2.5	5.5	13.7K	0.8	11	—	I.O.	22	U.S.S.R.
2H1	2.0	0.24	120	3.2	0.0	16.0K	2.1	32	—	I.O.	22	U.S.S.R.
6EM7	6.3	0.9	250	1.4	3.0	40.0K	1.6	68	—	I.O.	23	U.S.A.
6G-H4	6.3	0.2	20K	1.2	125.0	6.0K	333.0	2000	—	I.O.	24	Toshiba
10EM7	9.7	0.6	250	1.4	3.0	40.0K	1.6	68	—	I.O.	23	U.S.A.
6C2C	6.3	0.3	250	9.0	8.0	7.7K	2.6	20	890	I.O.	25	U.S.S.R.
6C4E	6.3	0.3	250	0.9	2.0	66.0K	1.5	100	2.2K	I.O.	26	U.S.S.R.
6C5D	6.3	0.77	250	15.0	—	9.0K	4.75	42.5	—	I.O.	27	U.S.S.R.
6H7C	6.3	0.8	250	3.0	5.0	22.6K	1.6	35	—	I.O.	28	U.S.S.R.
6H8C	6.3	0.6	250	9.0	8.0	7.7K	2.6	20	890	I.O.	23	U.S.S.R.
6H9C	6.3	0.3	250	2.3	2.0	44.0K	1.6	70	890	I.O.	23	U.S.S.R.
6H10C	6.3	0.3	250	2.0	2.0	53.0K	1.3	70	1K	I.O.	29	U.S.S.R.
6H13C	6.3	2.8	90	80.0	30.0	0.46K	5.0	2.3	—	I.O.	23	U.S.S.R.
6H16B	6.3	0.4	100	8.0	2.4	5.0K	5.0	25	—	I.O.	30	U.S.S.R.
6H17B	6.3	0.4	200	4.0	1.2	28.0K	2.5	70	—	I.O.	30	U.S.S.R.
12C2C	12.6	0.15	250	9.0	8.0	7.7K	2.6	20	890	I.O.	25	U.S.S.R.
12H1C	12.6	0.15	180	7.6	6.5	8.4K	1.9	16	890	I.O.	31	U.S.S.R.
12H10C	12.6	0.15	250	2.0	2.0	53.0K	1.3	70	1K	I.O.	29	U.S.S.R.
12M1Π	12.6	0.225	25	1.1	1.0	7.5K	1.9	14	—	I.O.	32	U.S.S.R.
13EM7	13.6	0.45	250	1.4	3.0	40.0K	1.6	68	—	I.O.	23	U.S.A.
15EA7	14.8	0.45	250	1.5	3.0	34.0K	1.9	65	—	I.O.	23	U.S.A.
6188	6.3	0.3	250	2.3	—	44.0K	1.6	70	—	I.O.	23	U.S.A.
6336	6.3	4.75	190	185.0	—	0.25K	11.0	2.7	200	I.O.	23	U.S.A.

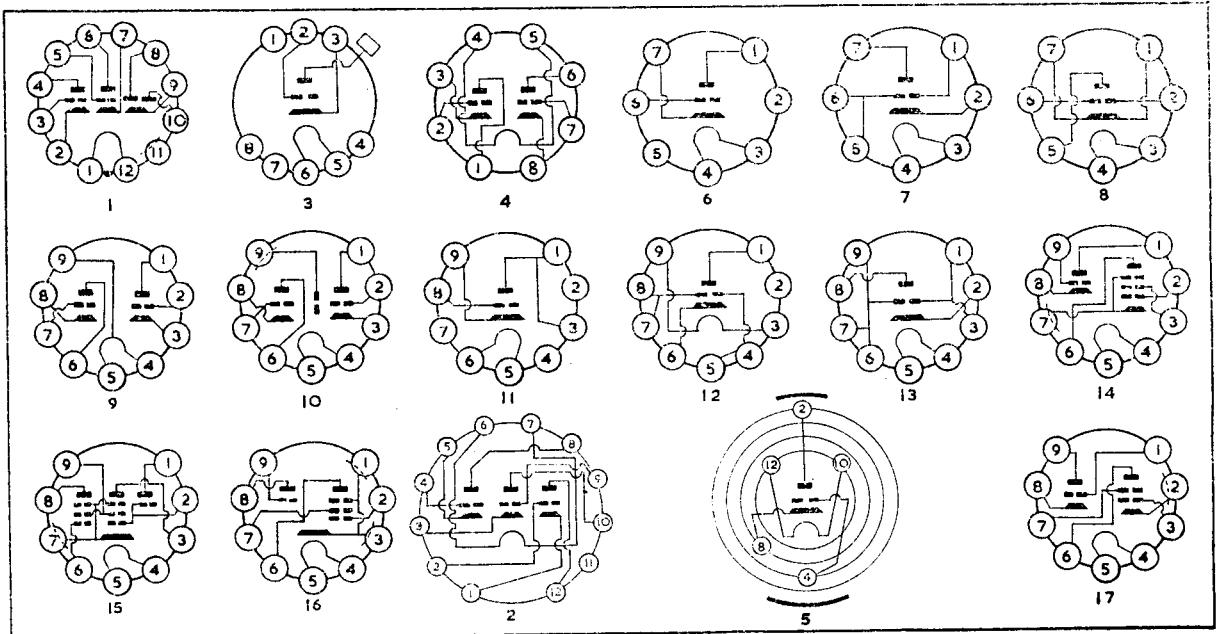
TRIODE AMPLIFIERS—Contd.

Type	FILAMENT or HEATER		ANODE		Neg. Grid Volts	ra KΩ	gm mA/V	Amp Factor	RK Ω	BASE		Maker
	Volts	Amps	Volts	l/mA						Type	Ref.	
7105	12.6	1.25	135	125.0	—	0.29K	7.0	2.0	250	I.O.	23	U.S.A.
E7120	6.3	0.33	50	200.0	3.0	0.115K	16.0	1.84	—	I.O.	33	E. European
EC360	6.3	1.2	50	200.0	3.0	0.115K	16.0	1.84	—	I.O.	33	European
6C10	6.3	0.45	250	1.2	2.0	62.5K	1.6	100	—	B12A	34	U.S.A.
6D10	6.3	0.45	125	4.2	1.0	13.6K	4.2	57	—	B12A	34	U.S.A.
6FJ7	6.3	0.9	250	8.0	8.0	9.0K	2.5	22.5	—	B12A	35	U.S.A.
			250	41.0	9.5	2.5K	7.7	15.4	—	—	—	—
6K11	6.3	0.6 a	250	10.5	8.5	7.7K	1.6	17	—	B12A	36	U.S.A.
		b & c	250	1.2	2.0	62.5K	1.6	100	—	—	—	—
6Q11	6.3	0.6	140	22.0	—	7.0K	2.5	18	—	B12A	36	U.S.A.
			140	0.5	—	80.0K	1.25	100	—	—	—	—
			140	1.2	—	62.5K	1.6	100	—	—	—	—



TRIODE AMPLIFIERS—Contd.

Type	FILAMENT or HEATER		ANODE		Neg. Grid Volts	ra KΩ	gm mA/V	Amp Factor	RK Ω	BASE Type	Ref.	Maker
	Volts	Amps	Volts	1/mA								
6B10	6.3	0.6	250	10.0	8.0	7.8K	2.5	18	—	B12A	1	U.S.A.
7688	6.3	0.45	250	1.2	2.0	62.5K	1.6	100	—	B12A	2	U.S.A.
7689	6.3	0.45	250	10.5	8.5	7.7K	2.2	17	—	B12A	2	U.S.A.
7690	6.3	0.45	250	10.0	2.0	10.9K	5.5	60	—	B12A	2	U.S.A.
EC162	6.3	1.2	2K	10.0	27.0	21.0K	3.0	63	—	G8A	3	European
PTT122P	18.0	0.105	250	10.0	2.0	11.0K	5.5	60	200	F8A	4	French
2CW4	2.0	0.45	70	8.0	—	6.3K	9.5	62	47K	Nuvistor	5	U.S.A.
6CW4	6.3	0.13	70	8.0	—	6.3K	9.5	62	47K	Nuvistor	5	U.S.A.
16DS4	6.3	0.135	110	6.5	—	6.9K	9.0	62	130	Nuvistor	5	U.S.A.
7586	6.3	0.14	75	10.5	—	2.9K	11.5	33	—	Nuvistor	5	Valvo
7895	6.3	0.135	110	7.0	—	6.8K	9.4	64	150	Nuvistor	5	R.C.A.
3AT4A	3.1	0.3	200	11.5	1.0	9.9K	6.7	66	—	B7G	6	U.S.A.
6MH1	6.3	0.4	150	14.5	—	3.5K	13.0	46	100	B7G	7	Japanese
EC97	6.3	0.2	135	11.0	1.0	5.1K	13.5	70	—	B7G	8	Siemens
5R-III5	4.6	0.25	80	0.05	0.8	270.0K	0.3	90	—	B9A	9	Japanese
	9.2	0.125										
6JK8	6.3	0.4	100	5.3	1.0	8.0K	6.8	55	—	B9A	10	U.S.A.
			135	10.0	1.2	5.4K	13.0	70				
6RA5	6.3	1.0	100	80.0	20.0	0.29K	11.5	3.3	—	B9A	11	Japanese
6RH2	6.3	0.35	150	28.0	+20	0.15K	28.0	4.1	—	B9A	12	Japanese
8JK8	8.4	0.3	100	5.3	1.0	8.0K	6.8	55	—	B9A	10	U.S.A.
			135	10.0	1.2	5.4K	13.0	70				
12FV7	12.6	0.45	100	36.0	16.0	Relay control tube			—	B9A	9	U.S.A.
	6.3	0.9										
17JK8	16.8	0.15	100	5.3	1.0	8.0K	6.8	55	—	B9A	10	U.S.A.
			135	10.0	1.2	5.4K	13.0	70				
E88C	6.3	0.155	160	12.5	—	4.8K	13.5	65	100	B9A	13	European
ECF802	6.3	0.45	200	3.5	2.0	20.0K	3.5	70	—	B9A	14	European
ECLL800	6.3	0.6	100	4.0	9.0	24.0K	0.05	1.2	—	B9A	15	Lorenz
PCF801	8.0	0.3	100	15.0	3.0	2.3K	8.5	20	—	B9A	16	Mullard
PCF802	9.0	0.3	200	3.5	2.0	20.0K	3.5	70	—	B9A	14	European
PCF806	8.0	0.3	100	14.0	3.0	3.1K	5.5	17	—	B9A	16	Mullard
PCL800	16.0	0.3	250	2.0	—	5.3K	3.4	18	—	B9A	17	Ediswan



SUB-MINIATURE VALVES

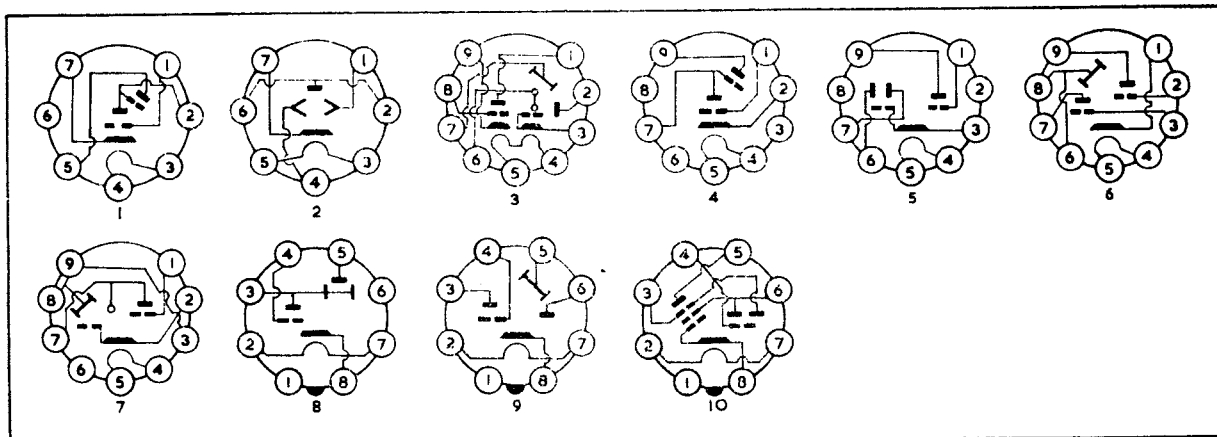
Type	FILAMENT or HEATER		ANODE		SCREEN		Neg. Grid Volts	r _a (KΩ)	g _m (mA/V)	Anode Load Ω	Output (mW)
	Volts	Amps	Volts	1/mA	Volts	1/mA					
1ER20	Pentode	1.25	0.01	20	0.05	20.0	0.01	2.0	2.5M	0.1	—
3D-HH12	Twin Triode	3.5	0.6	90	9.0	—	—	1.0	3.8K	9.5	—
3D-HH13	Twin Triode	3.5	0.6	90	9.0	—	—	1.0	3.8K	9.5	—
5A/178G	Pentode	6.3	0.175	190	—	190	—	—	—	5.0	—
6DH3	Triode	6.3	0.175	150	1.0	—	—	2.0K	27.5KΩ	2.0	—
6D-HH12	Twin Triode	6.3	0.3	90	9.0	—	—	1.0	3.8K	9.5	—
6D-HH13	Twin Triode	6.3	0.3	90	9.0	—	—	1.0	3.8K	9.5	—
3040	Pentode	0.625	0.01	15	0.06	15.0	0.02	0.75	1.2M	0.09	—
4069	Triode	1.25	0.014	9	0.1	—	—	2.7	—	0.08	—
5911	Pentode	0.625	0.013	22.5	0.05	18.0	0.01	1.15	4M	0.1	—
5913	Output Pentode	1.25	0.013	22.5	0.45	22.5	0.1	0.2	400K	0.42	100K
6778	Triode	6.3	0.15	100	12.0	—	—	150	3.65K	5.5	—
6907	Twin Tetrode	12.6	0.65	300	50	—	—	—	—	2.5	—
6932	Pentode	1.2	0.02	45	0.05	—	—	—	—	0.5	—
7077	Triode	6.3	0.24	250	6.4	—	—	5.0	8.9K	9.0	—
7079	Twin Triode	6.3	0.3	100	8.0	—	—	—	4K	5.0	—
7083	Pentode	6.3	0.2	120	7.5	120	2.5	200	340K	5.0	—
7099	Voltage Reg.	—	—	150	0.075	—	—	—	—	—	—
7266	Diode	6.3	0.21	600	P.I.V.	2.0mA	DC	—	—	—	—
7296	Triode	6.3	0.4	200	15.0	—	—	68	5.3K	15	—
7327	Twin Triode	6.3	0.3	300	—	—	—	—	—	—	—
7462	Triode	6.3	0.24	150	7.2	—	—	+6	9K	10.5	—
7550	Twin Triode	6.3	0.5	300	—	—	—	30	Pulse amplifier	—	—
7552	Triode	6.3	0.225	125	14	—	—	50	4.4K	16.0	—
7553	Triode	6.3	0.225	125	14	—	—	50	4.4K	16.0	—
7554	Triode	6.3	0.225	125	14	—	—	50	4.4K	16.0	—
7576	Triode	6.3	0.45	200	15	—	—	150	4.5K	10.7	—
7588	Triode	6.3	0.4	200	24	—	—	270Ω	3.5K	45.0	—
7759	Twin Triode	26.5	0.09	100	6.5	—	—	150Ω	6.5K	5.4	—
7760	Twin Triode	26.5	0.09	26.5	3.0	—	—	2.2MΩ	4K	5.0	—
7761	Output Pentode	26.5	0.11	150	21	100	4.0	100Ω	50K	9.0	—
7762	Output Pentode	26.5	0.11	110	30	110	2.2	270Ω	15K	4.2	—
7887	Twin Triode	26.5	0.09	100	8.5	—	—	220	4K	5.0	—
7888	Twin Triode	26.5	0.045	100	8.5	—	—	150	5.4K	5.0	—
7889	Twin Triode	26.5	0.09	100	0.8	—	—	100	36K	1.8	—
7895	Triode	6.3	0.135	110	7.0	—	—	150	5.8K	9.4	—
7962	Twin Triode	6.3	0.235	60	9.0	—	—	220	2.1K	9.5	—
7963	Twin Triode	6.3	0.35	100	7.5	—	—	270	3.1K	13.0	—
8064	Pentode	26.5	0.045	165	7.0	—	—	—	—	4.5	—
8070	Triode	6.3	0.125	110	9.0	—	—	—	5.2K	11.0	—
8071	Triode	6.3	0.125	150	13.0	—	—	100	4.2K	13.0	—
95108	Output Pentode	1.25	0.045	45	0.875	45	0.2	2.75	750K	0.65	—
A2688	Triode	6.3	0.37	130	16.0	—	—	—	40K	15.0	—
AC761	Triode	4.0	0.105	60	2.1	—	—	1.5	1.5K	2.3	—
CK1237	Rectifier	2.5	1.13	100 P.I.V.	—	20 V D.C. at 3 amps.	—	—	—	—	—
DC760	Triode	1.15	0.013	4.5	0.2	—	—	2.0	5K	0.06	—
DC761	Triode	0.25	0.2	150	12.0	—	—	4.5	4K	3.4	—
DC762	Triode	1.15	0.013	8.5	0.4	—	—	2.0	8.2K	0.12	—
DCF60	Freq. Changer	1.25	0.04	45.0	0.4	45	0.15	—	1M	0.2	—
DL761	Pentode	1.25	0.22	125	9.0	125	1.4	7.5	—	2.3	—
E7065	Tuning Indicator	1.4	0.025	90	0.25	Target 13.5mA	—	—	—	—	—
E7095	Diode	6.3	0.15	150 V. at 9mA	D.C.	—	—	—	—	—	—
E7096	Triode	6.3	0.15	150	13.0	—	—	2.4	4.0K	6.5	—
E7097	Pentode	6.3	0.15	100	7.2	100	2.0	1.2	260K	4.5	—
E7098	Pentode	6.3	0.15	100	7.5	100	2.5	1.5	250K	5.0	—
EA53	Diode	6.3	0.3	1K	P.I.V.	0.5mA	—	—	—	—	—
EC157	Disc Triode	6.3	0.735	180	30	—	—	2.8	2.4K	18.0	—
EC158	Disc Triode	6.3	0.85	300	150	—	—	—	—	25.0	—
EC561	Triode	6.3	0.135	250	18	—	—	2.0	8.6K	6.5	—
EF761	Pentode	6.3	0.15	100	7.2	100	2.0	1.2	260K	4.5	—
GA560	Diode	1.5	1.5	100 V. D.C.	50mA.	—	—	—	—	—	—
KST125	Voltage Regulator	—	—	125 V. at 0.5 to 1.5mA.	—	—	—	—	—	—	—
KST150	Voltage Regulator	—	—	150 V. at 0.5 to 1.5mA.	—	—	—	—	—	—	—
O6F90	Pentode	0.625	0.013	22.5	0.05	18.0	0.01	1.15	4M	0.1	—
RH6C	Triode	6.0	0.9	400	60	—	—	+20	3.5K	17	—
RH7C	Triode	6.0	0.9	400	60	—	—	+20	3.5K	17	—
SR262A	Twin Triode	26.5	0.09	55	5.0	—	—	—	2.2K	9.0	—
XC12	Regulator	104 V. Strike 85 V. Trigger 1.0mA.	—	—	—	—	—	—	—	—	—
XC15	Regulator	80 V. Strike 60 V. Trigger 2.0mA.	—	—	—	—	—	—	—	—	—
XC17	Regulator	163 V. Strike 70 V. Trigger 0.75mA.	—	—	—	—	—	—	—	—	—
XC18	Regulator	210 V. Strike 73 V. Trigger 1.0mA.	—	—	—	—	—	—	—	—	—
XC20	Regulator	145 V. Strike 70 V. Trigger.	—	—	—	—	—	—	—	—	—

SUB-MINIATURE VALVES—Contd.

Type	Type	FILAMENT or HEATER		ANODE		SCREEN		Neg. Grid Volts	ra (KΩ)	gm (mA/V)	Anode Load Ω	Output (mW)
		Volts	Amps	Volts	1/mA	Volts	1/mA					
XC22	Regulator	210 V. Strike.										
XC23	Regulator	200 V. Strike		70 V. Trigger	7.5mA.							
XC24	Regulator	210 V. Strike		68 V. Trigger	1.0mA.							
XC25	Regulator	145 V. Strike		60 V. Trigger	1.0mA.							
XC26	Regulator	162.5 V. Strike			1.0mA.							
XFR5	Pentode	1.25	0.02	67.5	1.8	67.5	0.48	0	1M	1.1	—	—
XFY15	Output Pentode	1.25	0.02	67.5	1.7	67.5	0.7	1800	—	1.0	30K	100
XFY54	Output Pentode	1.25	0.01	22.5	0.34	22.5	0.08	2	—	0.28	30K	2.7
XR4	Output Pentode	1.25	0.125	125	7.0	125	1.1	7.5	—	1.9	—	—
		2.5	0.062									
1Π3E	Output Pentode	1.25	0.027	45	0.75	45	0.45	2	50K	0.425	50K	4.5
1Π4E	Output Pentode	1.25	0.02	45	0.6	45	0.45	2	200K	0.4	60K	3.5
6B1Π	Pent. Sec. Emiss.	6.3	0.4	250	26	250	2.7	15	—	29.0	—	—
6C3E	Triode	6.3	0.15	270	8.5	—	—	1.5K	6.3K	2.2	—	—
6Z10E	Pentode	6.3	0.25	120	12.0	120	8.0	1.5	—	4.5	—	—
06Z6B	Triode	0.62	0.02	30	—	—	—	—	—	0.11	—	—
CF5B	Volt. Regulator	180 V. Strike		150 V. Regulation		5–10mA.						
CF7C	Volt. Regulator	480 V. Strike		390 V. Regulation		3–100 A.						
CF8C	Volt. Regulator	970 V. Strike		900 V. Regulation		3–100 A.						
CF9C	Volt. Regulator	1320 V. Strike		1230 V. Regulation		10–100 A.						

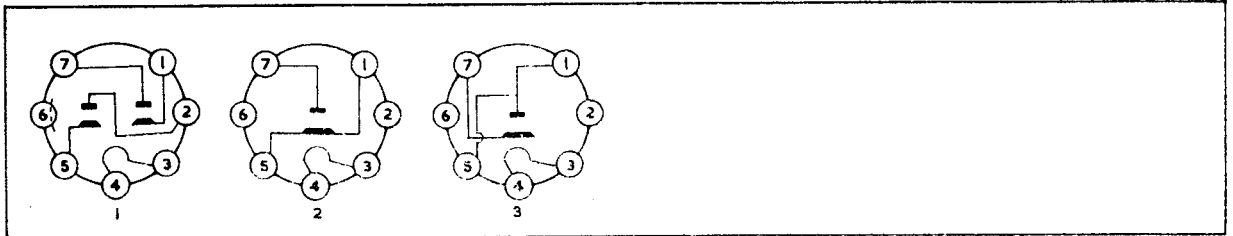
TUNING INDICATORS

Type	HEATER		TARGET		Grid Volts	Type	BASE	Ref.	Maker
	Volts	Amps	Volts	1/mA					
6M-E5	6.3	0.15	180	3.5	3	B7G	1	Toshiba	
6M-E10	6.3	0.15	110	2.0	2	B7G	1	Toshiba	
6355	6.3	0.14	250			B7G	2	U.S.A.	
6GX8	6.3	0.27	200	0.2	7	B9A	3	U.S.A.	
6M1	6.3	0.3	250	0.5	18	B9A	4	Magnadyne	
9FG6	9.45	0.15	170	0.3	15	B9A	5	U.S.A.	
E7046	6.3	0.27	250	1.6	20	B9A	4	E. European	
E7047	16.0	0.1	250	1.6	20	B9A	4	E. European	
E7082	6.3	0.27	250	0.6	22	B9A	5	E. European	
EAM86	6.3	0.27	200	0.2	7	B9A	3	European	
EM84A	6.3	0.27	250	0.45	10	B9A	5	European	
EM87	6.3	0.3	250	1.8	14	B9A	5	European	
EMM802	6.3	0.5	250	0.45	21	B9A	6	European	
6E1Π	6.3	0.3	250	4.0	2	B9A	7	U.S.S.R.	
6E5C	6.3	0.3	250	3.0	8	I.O.	8	U.S.S.R.	
6G-E7	6.3	0.3	250	3.0	5	I.O.	9	Ten (Japan)	
19G5G	15.0	0.1	200	0.1	20	I.O.	10	U.S.A.	
19U5G	15.0	0.1	200	0.1	20	I.O.	10	U.S.A.	



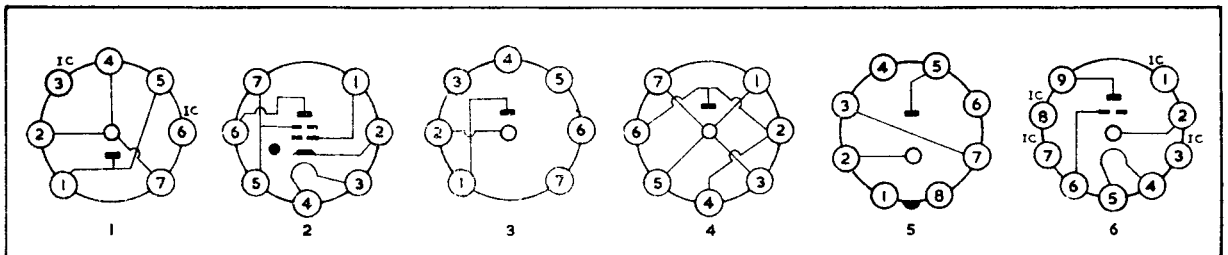
DIODES

Type	FILAMENT or HEATER		Input Volts (RMS)	Max. I/mA	BASE Type	Ref.	Maker
	Volts	Amps					
6B32	6.3	0.3	150	9.0	B7G	1	Tesla
6EB5	6.3	0.3	150	5.5	B7G	1	U.S.A.
6M-D3	6.3	0.175	270	16.5	B7G	3	Japanese
6M-D4	6.3	0.175	200	2.0	B7G	2	Japanese
6X2Π	6.3	0.3	150	9.0	B7G	1	U.S.S.R.
E7004	6.3	0.3	150	9.0	B7G	1	E. European
XAA91	3.15	0.6	150	9.0	B7G	1	Philips (B)



REGULATORS and THYRATRONS

Type	Used as	HEATER		STABILISED SUPPLY		STRI-KING VOLTS	VOLT-AGE VOLTS DROP	TUBE CURRENT m/A		Max. Anode Volts	Max. Peak Current Amps	Control Ratio	BASE		Maker
		Volts	Amps	Volts	Amps			Min.	Max.				Type	Ref.	
11TA31	VR	—	—	150	—	185	—	5	30	—	—	—	B7G	1	Tesla
14TA31	VR	—	—	75	—	95	—	5	40	—	—	—	B7G	1	Tesla
21TE31	Relay	6.3	0.6	650 V. peak		100 mA average		—	—	—	—	—	B7G	2	Tesla
75C1	VR	—	—	75	—	115	—	2	60	—	—	—	B7G	3	Mullard
150C4	VR	—	—	150	—	185	—	5	30	—	—	—	B7G	1	Mullard
ST85/10	VR	—	—	85	—	125	—	1	10	—	—	—	B7G	4	Tesla
ST105/30	VR	—	—	108	—	133	—	5	30	—	—	—	B7G	1	Tesla
STV75/40	VR	—	—	75	—	95	—	5	40	—	—	—	B7G	1	E. European
STV108/30	VR	—	—	108	—	133	—	5	30	—	—	—	B7G	1	E. European
STV150/30	VR	—	—	150	—	185	—	5	30	—	—	—	B7G	1	E. European
CG1Π	VR	—	—	150	—	185	—	5	30	—	—	—	B7G	1	U.S.S.R.
CG2Π	VR	—	—	108	—	133	—	5	30	—	—	—	B7G	1	U.S.S.R.
CG2C	VR	—	—	75	—	105	—	5	40	—	—	—	I.O.	5	U.S.S.R.
CG3C	VR	—	—	105	—	135	—	5	40	—	—	—	I.O.	5	U.S.S.R.
CG4C	VR	—	—	150	—	185	—	5	40	—	—	—	I.O.	5	U.S.S.R.
11A1	Regulator	6.3	0.95	150	0.1	—	—	—	—	—	—	—	B9A	6	Ediswan

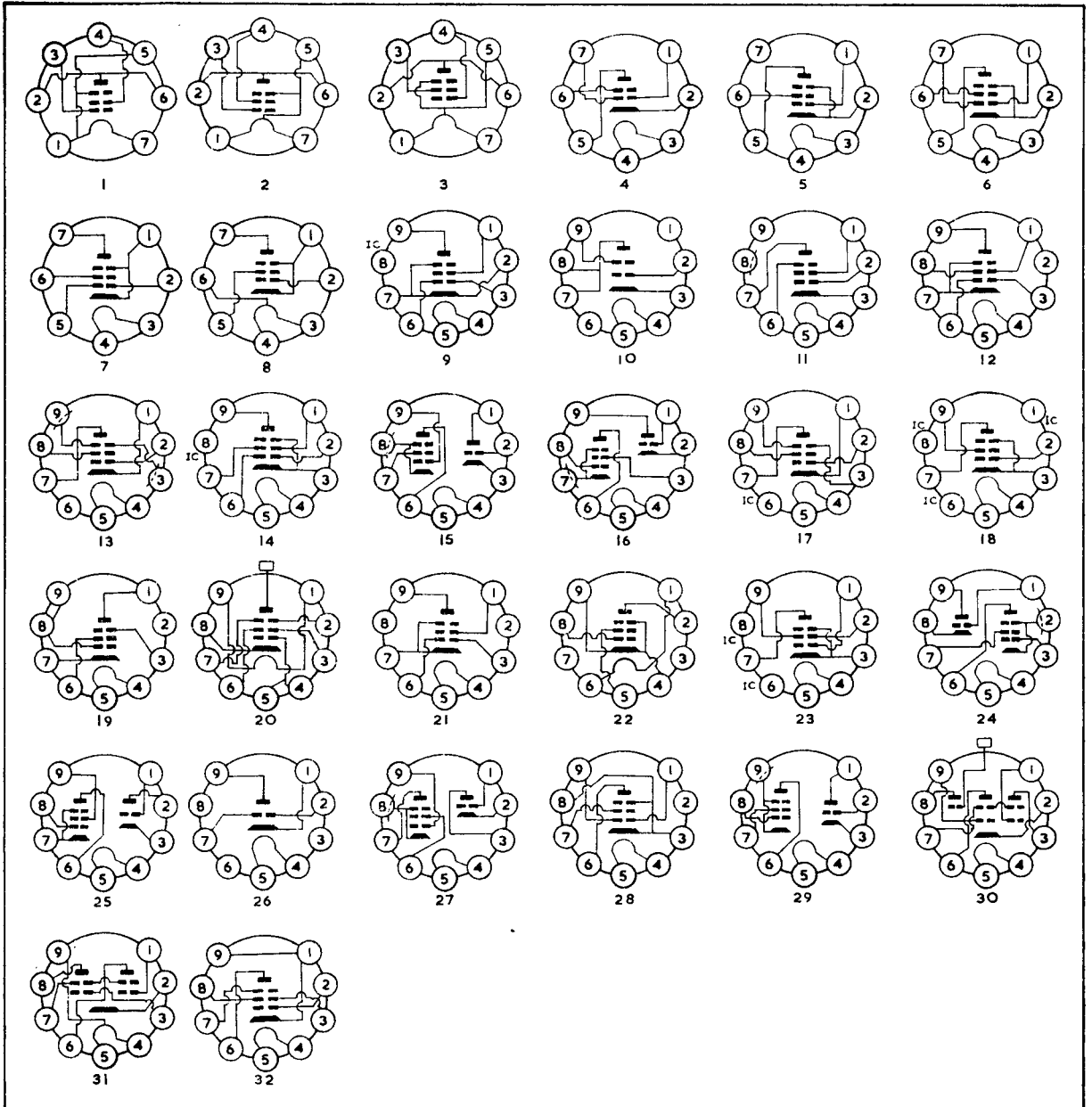


OUTPUT VALVES

Type	FILAMENT or HEATER		ANODE		SCREEN		Neg. Grid Volts	ra KΩ	gm mA/V	Anode Load Ω	Output W	Dis %	BASE Type	Ref.	Maker
	Volts	Amps	Volts	1/mA	Volts	1/mA									
1S4T	1.4	0.05	90	7.4	67.5	1.4	7	100.0K	1.4	8.0K	0.21	—	B7G	1	Tungsram
2L32	1.4	0.1	67.5	7.0	67.5	2.0	7	100.0K	1.5	—	0.15	10	B7G	2	Tesla
	2.8	0.05													
2L33	1.4	0.2	150	14.1	90	3.5	8.4	100.0K	1.9	8.0K	0.7	6	B7G	3	Tesla
	2.8	0.1													
2L34	1.4	0.1	67.5	7.0	67.5	2.0	7	100.0K	1.5	—	0.15	10	B7G	2	Tesla
	2.8	0.05													
3S4T	1.4	0.05	90	7.4	67.5	1.4	7	100.0K	1.4	8.0K	0.21	—	B7G	2	Tungsram
	2.8	0.025													
3Y4	1.4	0.05	62.5	5.0	62.5	0.95	5.4	100.0K	1.25	9.5K	0.15	—	B7G	2	Toshiba
	2.8	0.025													
6F40	6.3	0.8	110	41	110	7.0	7.5	13.0K	5.8	2.5K	1.5	10	B7G	4	Magnadyne
6M-P17	6.3	0.5	250	32	250	5.5	8.0	90.0K	5.2	7.6K	3.4	—	B7G	5	Toshiba
7M-P18	7.5	0.6	200	35	180	5.5	5.0	24.0K	11.0	5.0K	3.2	—	B7G	6	Toshiba
8M-P12	8.5	0.3	180	25	180	5.0	6.0	—	5.5	6.0K	2.0	—	B7G	5	Toshiba
12AS5	12.6	0.4	150	36	110	6.5	8.5	—	5.6	4.5K	2.2	10	B7G	7	U.S.A.
34GD5	34.0	0.1	110	35	110	3.0	7.5	13.0K	5.7	2.5K	1.4	10	B7G	7	U.S.A.
35EH5	35.0	0.15	110	32	115	12.0	62	14.0K	12.0	3.0K	1.2	8	B7G	7	U.S.A.
35F4	35.0	0.15	110	41	110	7.0	7.5	13.0K	5.8	2.5K	1.5	10	B7G	4	U.S.A.
35GL6	35.0	0.15	110	47	110	9.0	7.5	12.0K	7.5	2.5K	1.8	8	B7G	8	U.S.A.
40FR5	40.0	0.1	150	30	—	—	—	20.0K	6.0	—	—	—	B7G	7	U.S.A.
50F2	50.0	0.15	110	50	110	4.0	7.5	10.0K	7.5	2.5K	1.9	9	B7G	4	Magnadyne
50FA5	50.0	0.1	110	41	110	7	7.5	13.0K	5.8	2.5K	1.5	10	B7G	7	U.S.A.
50FK5	50.0	0.1	150	32	—	—	—	14.0K	12.8	—	—	—	B7G	7	U.S.A.
60FX5	60.0	0.1	110	36	115	10.0	62	17.5K	13.5	3.0K	1.5	8	B7G	7	U.S.A.
1662	1.4	0.2	150	14.1	90	3.5	8.4	100.0K	1.9	8.0K	0.7	6	B7G	3	U.S.A.
	2.8	0.1													
2M2M	1.2	0.06	60	3.7	60	1.0	3.5	120.0K	1.1	15.0K	0.09	7.5	B7G	2	U.S.S.R.
	2.4	0.03													
6DB5	6.3	1.2	200	47	125	8.5	180	28.0K	8.0	4.0K	3.8	—	B9A	9	U.S.A.
6F60	6.3	0.8	250	55	210	8.0	23	17.0K	5.0	5.5K	2.5	10	B9A	10	Magnadyne
6F80	6.3	0.7	180	36	180	4.6	—	100.0K	10.0	Video amp.	—	—	B9A	11	Magnadyne
6GC5	6.3	1.2	200	47	125	8.5	180	28.0K	8.0	4.0K	3.8	—	B9A	12	U.S.A.
6GK6	6.3	0.76	250	48	250	5.5	7.3	38.0K	11.3	5.2K	5.7	10	B9A	13	U.S.A.
6GT5	6.3	1.2	Horizontal Deflection amplifier										B9A	14	U.S.A.
6GV8	6.3	0.85	170	41	170	2.7	15	25.0K	7.5	Video output	—	—	B9A	15	U.S.A.
6GW8	6.3	0.7	250	36	250	6.0	7	48.0K	10.0	7.0K	4.0	10	B9A	16	U.S.A.
6HB6	6.3	0.76	250	40	125	4.2	33	28.0K	24.0	Video amp.	—	—	B9A	17	U.S.A.
6L40	6.3	0.76	250	48	250	5.5	135	47.5K	11.3	4.5K	5.7	10	B9A	18	Tesla
6L41	6.3	0.75	250	45	250	4.7	7.25	27.0K	7.0	—	—	—	B9A	19	Tesla
6L50V	6.3	1.0	400	30	250	2.0	25.0	75.0K	3.5	—	—	—	B9A	20	Tesla
6R-B11	6.3	0.8	200	45	200	2.5	12.5	40.0K	7.5	4.0K	4.5	—	B9A	21	Toshiba
6R-P10	6.3	0.5	150	36	150	8.0	60	60.0K	13.5	—	—	—	B9A	22	Toshiba
6R-P15	6.3	0.75	250	59	250	16.0	8.0	32.0K	11.0	4.0K	6.8	—	B9A	23	Toshiba
8B8	8.0	0.6	170	41	170	8.0	11.5	16.0K	7.5	3.9K	3.3	10	B9A	24	U.S.A.
8BM8	8.0	0.6	170	41	170	8.0	11.5	16.0K	7.5	3.9K	3.3	10	B9A	24	U.S.A.
8CW5	8.0	0.6	200	64	200	3.2	215	28.0K	10.0	2.5K	5.3	—	B9A	18	U.S.A.
8DX8	8.0	0.6	170	18	170	3.1	2.1	100.0K	11.0	—	—	—	B9A	25	U.S.A.
8GW8	7.5	0.6	250	36	250	6.0	7.0	48.0K	10.0	7.0K	4.0	10	B9A	16	U.S.A.
8R-B11	8.5	0.6	200	45	200	2.5	12.5	40.0K	7.5	4.0K	4.5	—	B9A	21	Toshiba
9R-A6	9.5	0.6	250	26	—	—	12.0	1.75K	8.5	Vert. amp.	—	—	B9A	26	Toshiba
10BM8	10.0	0.45	170	41	170	8.0	11.5	16.0K	7.5	3.9K	3.3	10	B9A	24	U.S.A.
10BQ5	10.0	0.45	250	48	250	5.5	7.3	38.0K	11.3	5.2K	5.7	10	B9A	18	U.S.A.
10CW5	10.0	0.45	170	70	170	5.0	12.5	23.0K	10.0	2.4K	5.6	10	B9A	18	U.S.A.
10DX8	10.0	0.45	170	18	170	3.1	2.1	100.0K	11.0	—	—	—	B9A	25	U.S.A.
10GW8	10.0	0.45	250	36	250	6.0	7.0	48.0K	10.0	7.0K	4.0	10	B9A	16	U.S.A.
12GT5	12.6	0.6	Horizontal Deflection amplifier										B9A	14	U.S.A.
14GW8	14.7	0.3	250	36	250	6.0	7	48.0K	10.0	7.0K	4.0	10	B9A	16	U.S.A.
15F80	15.0	0.3	180	36	180	4.6	—	100.0K	10.0	Video amp.	—	—	B9A	11	Magnadyne
15TP7	15.0	0.3	200	18	200	3.0	2.9	130.0K	10.4	—	—	—	B9A	25	U.S.A.
16CN8	16.0	0.28	200	35	200	6.5	16	5.0K	6.4	Frame amp.	—	—	B9A	24	U.S.A.
16GK8	16.0	0.3	250	30	250	10.0	—	—	7.5	Frame amp.	—	—	B9A	24	U.S.A.
16L40	16.5	0.3	200	45	200	8.5	270	20.0K	7.6	4.0K	4.2	10	B9A	18	Tesla
16TP6	16.0	0.3	170	41	170	9.0	11.5	20.0K	7.5	3.9K	3.3	—	B9A	24	Magnadyne
16TP8	16.0	0.3	170	41	170	9.0	11.5	20.0K	7.5	3.9K	3.3	—	B9A	24	Magnadyne
17F6	17.0	0.3	250	55	210	8.0	23	17.0K	5.0	5.5K	2.5	10	B9A	10	Magnadyne
17GT5	16.8	0.45	Horizontal Deflection amplifier										B9A	14	U.S.A.
17GW6	16.8	0.45	250	36	250	6.0	7	48.0K	10.0	7.0K	4.0	10	B9A	16	U.S.A.
18GV8	17.8	0.3	170	41	170	2.7	15	25.0K	7.5	Video amp.	—	—	B9A	15	U.S.A.
18HB8	18.0	0.3	115	33	115	10	150	—	6.25	3.5K	1.0	8	B9A	27	U.S.A.
19R-P11	19.0	0.2	120	35	120	7.5	7	25.0K	5.5	4.0K	1.0	—	B9A	28	Ten (Japan)
30FL12	10.0	0.3	180	10	180	—	—	—	12.5	Sync. separator	—	—	B9A	29	Mazda

OUTPUT VALVES—Contd.

Type	FILAMENT or HEATER		ANODE		SCREEN		Neg. Grid Volts	ra KΩ	gm mA/V	Anode Load Ω	Output W	Dis %	BASE		Maker
	Volts	Amps	Volts	1/mA	Volts	1/mA							Type	Ref.	
30FL13	10.0	0.3	180	10	180	—	—	—	12.5	Sync. separator	—	—	B9A	29	Mazda
30HB8	30.0	0.18	115	33	115	10	150	—	6.25	3.5K	1.0	8	B9A	27	U.S.A.
30PL14	16.0	0.3	200	—	200	—	—	—	—	Frame scanning	—	—	B9A	24	Mazda
32A8	32.0	0.15	200	35	200	7.0	16.0	20.0K	6.4	5.6K	3.5	—	B9A	24	Toshiba
35F6	35.0	0.15	250	55	210	8.0	23	17.0K	5.0	5.5K	2.5	10	B9A	10	Magnadyne
35HB8	35.0	0.15	115	33	115	10	150	—	6.25	3.5K	1.0	8	B9A	27	U.S.A.
44GW8	44.0	0.1	250	36	250	6	7	48.0K	10.0	7.0K	4.0	10	B9A	16	U.S.A.
45DX8	45.0	0.1	200	18	200	3	2.9	130.0K	10.4	—	—	—	B9A	25	U.S.A.
48A8	48.0	0.1	170	41	170	9	11.5	20.0K	7.5	3.9K	3.3	—	B9A	24	U.S.A.
48BQ5	48.0	0.1	170	70	170	5	170	47.5K	10.0	2.4K	5.6	—	B9A	18	U.S.A.
58TF1	58.0	0.15	240	2 × 38	240	2 × 14	31	25.0K	2.5	7.0K	11.0	10	B9A	30	Magnadyne
6360	12.6	0.41	250	30	200	1.4	21.5	—	—	8.0K	9.3	—	B9A	31	U.S.A.
	6.3	0.82	—	—	—	—	—	—	—	—	—	—	—	—	—
6417	12.6	0.375	300	50	—	—	—	—	7.0	—	—	—	B9A	19	U.S.A.
7189	6.3	0.76	250	48	250	5.5	7.3	40.0K	11.3	8.0K	12.0	4	B9A	18	U.S.A.
7551	13.5	0.36	250	40	250	3	18	—	5.3	—	—	—	B9A	32	U.S.A.
7558	6.3	0.8	250	40	250	3	18	—	5.3	—	—	—	B9A	32	U.S.A.

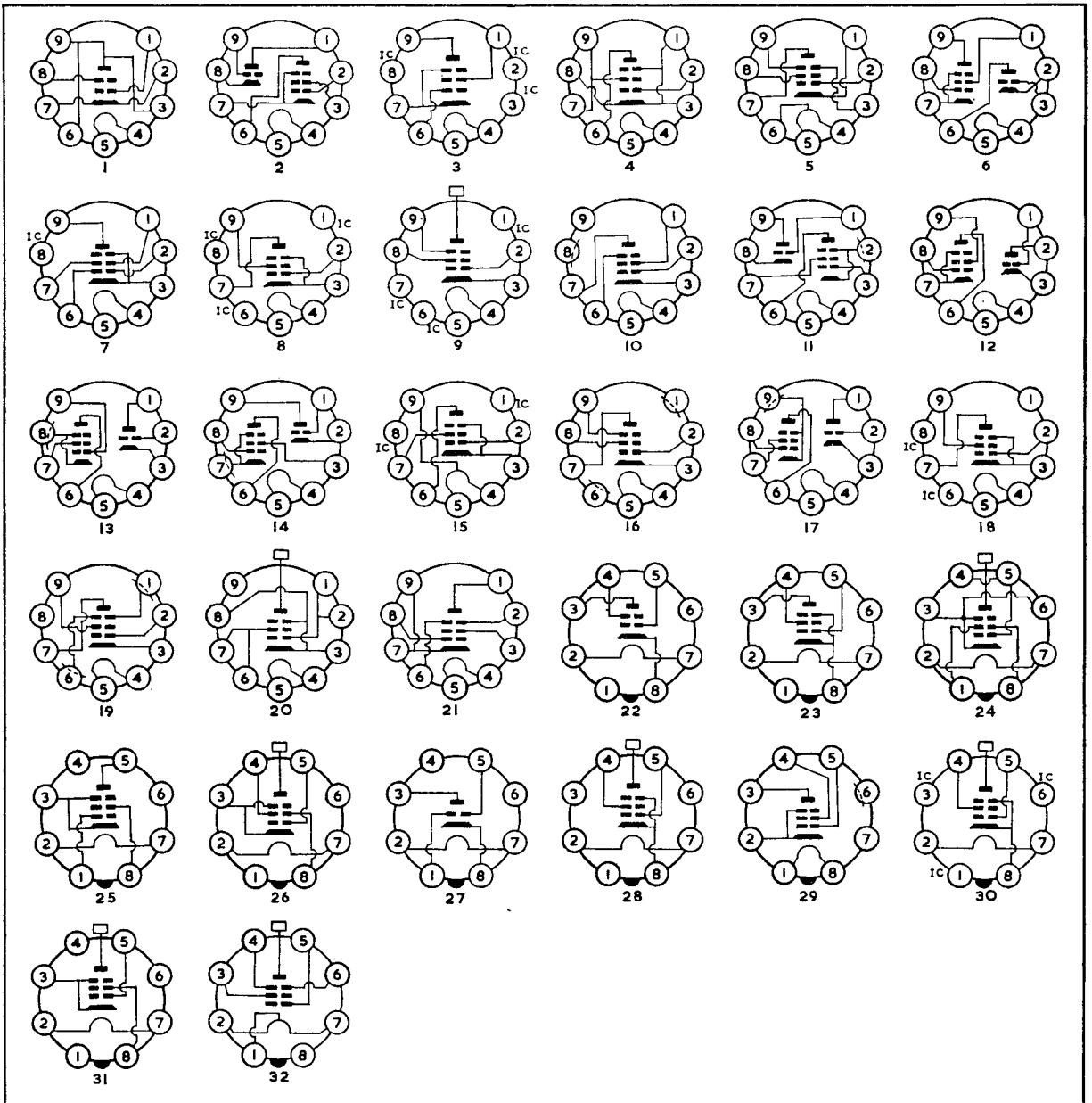


OUTPUT VALVES—Contd.

Type	FILAMENT or HEATER		ANODE		SCREEN		Neg. Grid Volts	ra KΩ	gm mA/V	Anode Load Ω	Output W	Dis %	BASE Type	Ref.	Maker
	Volts	Amps	Volts	1/mA	Volts	1/mA									
7683	6.3	0.15	300	12.6	250	2.2	0.5	28.0K	5.0	—	—	—	B9A	1	U.S.A.
7687	6.3	0.5	220	10	130	3.4	62	500.0K	5.8	—	—	—	B9A	2	U.S.A.
7695	50.0	0.15	130	100	130	13.0	11	7.0K	11.0	1.1K	4.5	11	B9A	3	U.S.A.
7701	13.6	0.16	250	28	250	3.1	12.5	31.0K	3.6	—	—	—	B9A	4	U.S.A.
7733	6.3	0.6	250	25	150	6.0	68	110.0K	12.0	Video	amp.	—	B9A	5	U.S.A.
	12.6	0.3													
7734	6.3	0.9	150	5.5	150	1.7	2.0	340.0K	3.2	—	—	—	B9A	6	U.S.A.
7754	6.3	1.2	130	100	130	13.0	11	7.0K	11.0	1.1K	4.5	11	B9A	3	U.S.A.
7868	6.3	0.8	450	—	450	—	21	29.0K	10.2	—	44.0PP	5	B9A	7	U.S.A.
E84L	6.3	0.76	250	49.5	250	10.8	135	40.0K	11.3	5.2K	5.7	10	B9A	8	European
E7033	6.3	1.05	250	32	250	2.4	38.5	—	4.6	Line timebase output	—	—	B9A	9	E. European
E7034	6.3	0.71	180	36	180	4.6	2.9	100.0K	10.0	Video	amp.	—	B9A	10	E. European
E7035	6.3	0.76	250	48	250	5.5	135	40.0K	11.3	4.5K	5.7	10	B9A	8	E. European
E7036	6.3	0.76	200	64	200	3.2	215	23.0K	10.0	2.5K	5.3	10	B9A	8	E. European
E7041	21.5	0.3	170	45	170	3.0	24	10.0K	6.5	Line timebase amp.	—	—	B9A	9	E. European
E7043	15.0	0.3	170	36	170	5.0	2.3	100.0K	10.0	Video	amp.	—	B9A	10	E. European
E7044	16.0	0.3	200	34	200	3.8	6.0	55.0K	10.0	7.0K	4.4	10	B9A	8	E. European
E7045	45.0	0.1	170	70	170	5.0	170	40.0K	10.0	2.4K	5.2	10	B9A	8	E. European
E7053	6.3	0.78	250	28	250	6.5	22.5	40.0K	5.0	9.0K	3.4	10	B9A	11	E. European
E7055	16.0	0.3	170	41	170	9.0	11.5	20.0K	7.5	3.9K	3.3	10	B9A	11	E. European
E7059	50.0	0.1	200	35	200	7.0	16	40.0K	6.8	5.6K	3.5	10	B9A	11	E. European
E7087	15.0	0.3	170	18	170	3.1	2.1	100.0K	11.0	—	—	—	B9A	12	E. European
E7088	6.3	0.7	170	18	170	3.1	2.1	100.0K	11.0	—	—	—	B9A	12	E. European
ECL85	6.3	0.85	170	41	170	2.7	15	25.0K	7.5	Video	amp.	—	B9A	13	European
ECL86	6.3	0.7	250	36	250	6.0	7	48.0K	10.0	7.0K	4.0	10	B9A	14	European
EL183	6.3	0.6	150	40	220	8.0	2.1	20.0K	25.0	Video	amp.	—	B9A	15	Radio- technique
	12.6	0.3													
M3057	6.3	0.75	200	30	200	4.1	4.5	90.0K	9.0	7.0K	2.5	—	B9A	16	Toshiba
N155	6.3	0.2	225	26	225	4.1	10.8	90.0K	3.2	9.0K	2.5	10	B9A	8	G.E.C.
PCE80	10.0	0.3	180	10	180	—	—	—	12.5	Sync. separator	—	—	B9A	17	European
PCE82	10.0	0.3	180	10	180	—	—	—	12.5	Sync. separator	—	—	B9A	17	European
PCE800	9.4	0.3	170	10	170	—	2.0	—	7.5	—	—	—	B9A	17	European
PCL85	17.8	0.3	170	41	170	2.7	15	25.0K	7.5	Video	amp.	—	B9A	13	European
PCL86	14.7	0.3	250	36	250	6.0	7.0	48.0K	10.0	7.0K	4.0	10	B9A	14	European
PCL88	16.0	0.3	200	—	200	—	—	—	—	Frame scanning	—	—	B9A	11	European
UCL86	44.0	0.1	250	36	250	6.0	7.0	48.0K	10.0	7.0K	4.0	10	B9A	14	European
XCL82	8.0	0.6	170	41	170	8.0	11.5	16.0K	7.5	3.9K	3.3	10	B9A	11	Philips (B)
XCL84	7.5	0.6	170	18	170	3.1	2.1	100.0K	11.0	—	—	—	B9A	12	Philips (B)
XCL86	7.5	0.6	250	36	250	6.0	7.0	48.0K	10.0	7.0K	4.0	10	B9A	14	Philips (B)
XL84	8.0	0.6	250	48	250	5.5	7.3	38.0K	11.3	5.2K	5.7	10	B9A	8	Philips (B)
XL86	8.0	0.6	170	70	170	5.0	12.5	23.0K	10.0	2.4K	5.6	10	B9A	18	Philips (B)
YCL82	10.0	0.45	170	41	170	8.0	11.5	16.0K	7.5	3.9K	3.3	10	B9A	11	Philips (B)
YCL84	10.0	0.45	170	18	170	3.1	2.1	100.0K	11.0	—	—	—	B9A	12	Philips (B)
YCL86	10.0	0.45	250	36	250	6.0	7.0	48.0K	10.0	7.0K	4.0	10	B9A	14	Philips (B)
YL84	10.0	0.45	250	48	250	5.5	7.3	38.0K	11.3	5.2K	5.7	10	B9A	8	Philips (B)
YL86	10.0	0.45	170	70	170	5.0	12.5	23.0K	10.0	2.4K	5.6	10	B9A	18	Philips (B)
6Π14Π	6.3	0.76	250	48	250	5.5	7.3	38.0K	11.3	5.2K	5.7	10	B9A	8	U.S.S.R.
6Π15Π	6.3	0.76	300	30	150	4.5	—	100.0K	14.7	—	—	—	B9A	19	U.S.S.R.
6Π18Π	6.3	0.8	200	45	200	8.5	10.4	20.0K	9.0	3.0K	4.0	6	B9A	8	U.S.S.R.
16Π18Π	16.5	0.3	200	45	200	8.5	10.4	20.0K	9.0	3.0K	4.0	6	B9A	8	U.S.S.R.
6GB5	6.3	1.3	75	440	200	37	10	Horizontal amplifier	—	—	—	—	B9D	20	U.S.A.
14GB5	14.0	0.6	75	440	200	37	10	Horizontal amplifier	—	—	—	—	B9D	20	U.S.A.
28GB5	28.0	0.3	75	440	200	37	10	Horizontal amplifier	—	—	—	—	B9D	20	U.S.A.
E55L	6.3	0.6	125	50	125	5.5	3	20.0K	45.0	—	—	—	B9D	21	Mullard
EL500	6.3	1.3	75	440	200	37	10	Horizontal amplifier	—	—	—	—	B9D	20	European
PL500	28.0	0.3	75	440	200	37	10	Horizontal amplifier	—	—	—	—	B9D	20	European
XL500	14.0	0.6	75	440	200	37	10	Horizontal amplifier	—	—	—	—	B9D	20	European
6EZ5	6.3	0.8	250	13	250	3.5	20	50.0K	4.1	Vert. def. amp.	—	—	I.O.	22	U.S.A.
6FE5	6.3	1.2	130	94	130	15	12.5	8.0K	9.5	1.0K	4.2	12	I.O.	23	U.S.A.
6FN5	6.3	1.65	200	110	150	5.0	22.5	10.0K	10.0	Horizontal amp.	—	—	I.O.	24	U.S.A.
6FV5	6.3	1.65	100	150	100	6.0	8.0	4.0K	21.0	Line output amp.	—	—	I.O.	24	U.S.A.
6FW5	6.3	1.2	230	75	—	—	—	20.0K	6.6	Horizontal amp.	—	—	I.O.	25	U.S.A.
6G-A4	6.3	0.75	250	50	—	—	18.5	1.4K	7.0	5.0K	2.2	—	I.O.	27	Toshiba
6G-B3A	6.3	1.2	100	100	100	7.0	7.7	5.3K	14.0	—	—	—	I.O.	30	Toshiba
6G-B6	6.3	1.2	250	65	150	2.1	22.5	18.0K	6.0	—	—	—	I.O.	28	Toshiba
6G-B7	6.3	1.2	100	100	100	7.0	7.7	5.3K	14.0	—	—	—	I.O.	28	Toshiba
6G-B8	6.3	1.5	250	150	250	28.0	8.0	15.0K	20.0	1.6K	15.0	—	I.O.	23	Toshiba
6G-B9	6.3	1.5	250	75	150	2.4	22.5	20.0K	6.6	—	—	—	I.O.	28	Toshiba
6GC6	6.3	1.2	250	75	150	2.4	22.5	20.0K	6.6	Horizontal amp.	—	—	I.O.	26	U.S.A.
6GW6	6.3	1.2	60	390	Horizontal	amp.	—	—	—	—	—	—	I.O.	28	U.S.A.
11E1	6.3	1.2	250	50	250	4.0	18	—	7.3	4.3K	4.4	3	I.O.	29	E. European
12CD6	12.6	1.25	175	75	175	5.5	55	7.2K	7.7	Line timebase amp.	—	—	I.O.	31	U.S.A.

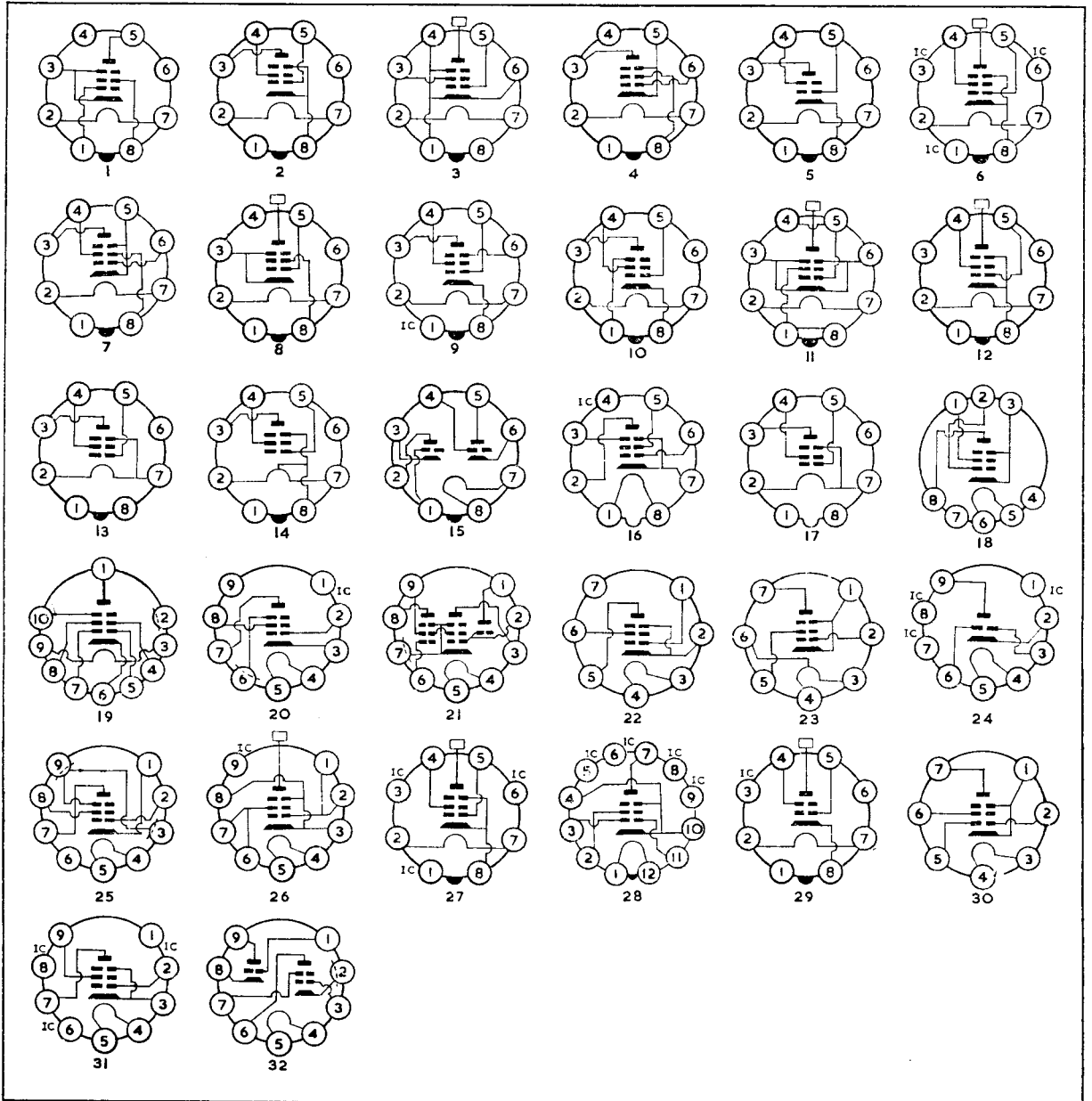
OUTPUT VALVES—Contd.

Type	FILAMENT or HEATER		ANODE		SCREEN		Neg. Grid Volts	ra KΩ	gm mA/V	Anode Load Ω	Output W	Dis %	BASE		Maker
	Volts	Amps	Volts	1/mA	Volts	1/mA							Type	Ref.	
12E1	6.3	1.6	150	200	150	12.0	9.0	—	—	—	—	—	I.O.	28	E. European
12E13	6.3	1.8	250	140	250	—	—	12.0K	11.0	6.0K	50PP	2	I.O.	23	Mazda
12G-B3	12.6	0.6	100	100	100	7.0	7.7	5.3K	14.0	—	—	—	I.O.	30	Toshiba
12G-B6	12.6	0.6	250	65	150	2.1	22.5	18.0K	6.0	—	—	—	I.O.	28	Toshiba
12G-B7	12.6	0.6	100	100	100	7.0	7.7	5.3K	14.0	—	—	—	I.O.	28	Toshiba
12GC6	12.6	0.6	250	75	150	2.4	22.5	20.0K	6.6	Horizontal amp.		—	I.O.	26	U.S.A.
12GW6	12.6	0.6	250	70	150	2.1	22.5	15.0K	7.1	Horizontal amp.		—	I.O.	28	U.S.A.
13CM5	12.8	0.6	100	100	100	7.0	—	5.0K	14.0	Horizontal amp.		—	I.O.	28	U.S.A.
17DQ6B	16.8	0.45	465	83	140	12.3	28	—	—	Time base amp.		—	I.O.	28	U.S.A.
17FV5	17.5	0.6	100	150	100	6.0	8.0	4.0K	21.0	Line output amp.		—	I.O.	24	U.S.A.
17GW6	16.8	0.45	250	70	150	2.1	22.5	15.0K	7.1	Horizontal amp.		—	I.O.	28	U.S.A.
25F7	25.0	0.3	170	100	170	8.8	21	5.5K	11.0	Horizontal amp.		—	I.O.	28	Magnadyne
25G-B6	25.0	0.3	250	65	150	2.1	22.5	18.0K	6.0	—	—	—	I.O.	28	E. European
35FN5	35.0	0.3	200	110	150	5.0	22.5	10.0K	10.0	Horizontal amp.		—	I.O.	24	U.S.A.
35FV5	35.0	0.3	100	150	100	6.0	8.0	4.0K	21.0	Line output amp.		—	I.O.	24	U.S.A.
50FE5	50.0	0.15	130	94	130	15.0	12.5	8.0K	9.5	1.0K	4.2	12	I.O.	23	U.S.A.
5516	6.0	0.7	600	100	400	—	—	—	4.0	—	—	—	I.O.	32	U.S.A.



OUTPUT VALVES—Contd.

Type	FILAMENT or HEATER		ANODE		SCREEN		Neg. Grid Volts	ra KΩ	gm mA/V	Anode Load Ω	Output W	Dis %	BASE Type	Ref.	Maker
	Volts	Amps	Volts	I/mA	Volts	I/mA									
6000	26.5	0.28	250	70	—	—	—	—	8.0	—	—	—	I.O.	1	U.S.A.
7184	6.3	0.45	250	47	250	7.0	12.5	52.0K	4.1	5.0K	4.5	8	I.O.	2	U.S.A.
7212	6.3	1.25	600	100	—	—	—	—	7.0	8.0K	22.0	—	I.O.	3	U.S.A.
7355	6.3	0.8	250	74	225	16.5	15	42.0K	7.6	2.5K	9.0	15	I.O.	4	U.S.A.
7358	6.3	1.25	3000	1500	Transmitter modulation		—	—	7.0	—	—	—	I.O.	3	U.S.A.
7408	6.3	0.45	250	47	250	7.0	12.5	50.0K	4.1	5.0K	4.5	7.0	I.O.	5	U.S.A.
7534	6.3	1.7	250	100	150	4.0	15.5	10.0K	25.0	—	—	—	I.O.	6	U.S.A.
7561	25.0	0.3	115	55	115	2.4	140	—	10.0	8.0K	2.5	10	I.O.	2	U.S.A.
7581	6.3	0.9	350	66	250	7.0	18	33.0K	5.2	4.2K	10.8	15	I.O.	2	U.S.A.
7591	6.3	0.8	300	75	300	15.0	10	29.0K	10.2	3.0K	11.0	13	I.O.	7	U.S.A.
7607	6.3	1.6	300	80	225	6.0	17	—	8.0	40.0K	—	—	I.O.	3	U.S.A.
7751	6.3	1.2	100	100	100	7.0	—	5.0K	14.0	—	—	—	I.O.	5	U.S.A.
7867	6.3	2.5	250	81	90	6.0	120	12.0K	10.0	3.0K	7.5	10	I.O.	8	U.S.A.
A2738	6.3	1.27	250	50	180	5.0	14	—	10.0	Video output	—	—	I.O.	9	G.E.C.
E130L	6.3	1.7	250	100	150	4.0	15.5	10.0K	25.0	—	—	—	I.O.	6	European
E7032	6.3	1.5	250	100	250	15.0	106	15.0K	11.0	2.0K	11.0	10	I.O.	10	E. European
E7040	25.0	0.3	170	100	170	8.8	21.0	5.5K	11.0	—	—	—	I.O.	12	E. European
E7081	6.3	1.2	170	100	170	8.8	21.0	5.5K	11.0	—	—	—	I.O.	12	E. European
EL136	6.3	1.65	100	150	100	6.0	8	4.0K	21.0	Line output amp.	—	—	I.O.	11	Mullard
EL300	6.3	1.65	200	110	150	5.0	22.5	10.0K	10.0	Horizontal amp.	—	—	I.O.	11	European
KT77	6.3	1.4	250	100	250	10.0	—	23.0K	11.5	—	—	—	I.O.	2	G.E.C.
PL136	35.0	0.3	100	150	100	6.0	8	4.0K	21.0	Line output amp.	—	—	I.O.	11	Mullard
PL300	35.0	0.3	200	110	150	5.0	22.5	10.0K	10.0	Horizontal amp.	—	—	I.O.	11	European
XL36	12.8	0.6	100	100	100	7.0	—	5.0K	14.0	Horizontal amp.	—	—	I.O.	12	Philips (B)
XL136	17.5	0.6	100	150	100	6.0	8.0	4.0K	21.0	Line output amp.	—	—	I.O.	11	Philips (B)
2Π1	2.0	0.185	120	4.1	120	0.74	2.5	150.0K	1.8	30.0K	0.15	—	I.O.	13	U.S.S.R.
2Π1M	1.2	0.12	90	9.5	90	2.1	4.5	100.0K	2.15	10.0K	0.27	—	I.O.	14	U.S.S.R.
2Π3	2.0	0.32	160	10.0	120	1.7	6	80.0K	2.0	20.0K	0.5	—	I.O.	13	U.S.S.R.
6Π5C	6.3	2.5	250	106	—	—	26.5	—	—	6.0K	13.0	—	I.O.	15	U.S.S.R.
6Π2	6.3	0.45	250	47	250	7.0	12.5	52.0K	4.1	5.0K	4.5	8	I.O.	2	U.S.S.R.
6Π3C	6.3	0.9	350	66	250	7.0	18	33.0K	5.2	4.2K	10.8	15	I.O.	2	U.S.S.R.
6Π6B	6.3	0.7	285	38	285	12.0	20	78.0K	2.5	7.0K	4.8	9	I.O.	2	U.S.S.R.
6Π13C	6.3	1.3	200	60	200	8.0	19	25.0K	8.5	—	—	—	I.O.	8	U.S.S.R.
12Π6	12.6	0.15	250	32	250	5.5	12.5	70.0K	3.0	7.5K	3.4	7	I.O.	2	U.S.S.R.
BF451	45.0	0.1	170	53	170	10.0	10.4	20.0K	10.0	3.0K	4.2	10	B8A	16	F. Mazda
DL101	1.4	0.1	120	10	120	1.65	5.6	8.0K	2.5	12.0K	0.6	12	B8A	17	E. European
PL11	17.5	0.3	170	53	170	10.0	10.4	20.0K	9.0	3.0K	4.0	6	G8A	18	E. European
FL152	12.6	0.8	800	50	250	1.0	800Ω	—	4.0	—	—	—	G10G	19	E. European
6F28	6.3	0.3	70	40	180	—	—	Video output tube	—	—	—	—	B9A	20	Thorn-A.E.I.
ECLL800	6.3	0.6	250	2 × 26	250	2 × 4.5	9.0	80.0K	6.0	9K.PP	9.2	5	B9A	21	Lorenz
6MP2	6.3	0.45	180	25	180	5.0	6.0	100.0K	5.5	6.0K	2.0	—	B7G	22	Japanese
50HK6	50.0	0.15	110	50	110	8.5	7.5	10.0K	7.5	2.5K	1.9	9	B7G	23	U.S.A.
6RA2	6.3	0.76	150	100	—	—	31.0	0.4K	8.5	0.75K	2.7	—	B9A	24	Japanese
16GK6	16.0	0.3	250	48	250	5.5	7.3	38.0K	11.3	5.2K	5.7	10	B9A	25	U.S.A.
EL502	6.3	1.7	100	—	100	—	—	Horizontal amp.	17.0	—	—	—	B9A	26	European
E130L	6.3	1.7	250	100	150	18	15.5	10.0K	27.5	2.7K	11.5	10	I.O.	27	European
6GE5	6.3	1.2	250	75	150	2.4	22.5	20.0K	6.6	Horizontal def. amp.	—	—	B12A	28	U.S.A.
12GE5	12.6	0.6	250	75	150	2.4	22.5	20.0K	6.6	Horizontal def. amp.	—	—	B12A	28	U.S.A.
PL302	25.0	0.3	170	100	170	8.8	21.0	5.5K	11.0	Horizontal def. amp.	—	—	I.O.	29	Ediswan
4GZ5	4.0	0.6	250	16	250	5.0	270Ω	150.0K	8.5	—	—	—	B7G	30	U.S.A.
EL86F	6.3	0.75	170	70	170	22	12.5	23.0K	10.0	—	—	—	B9A	31	F. Mazda
PCL800	16.0	0.3	250	30	250	10	—	Frame scanning	7.5	—	—	—	B9A	32	Ediswan

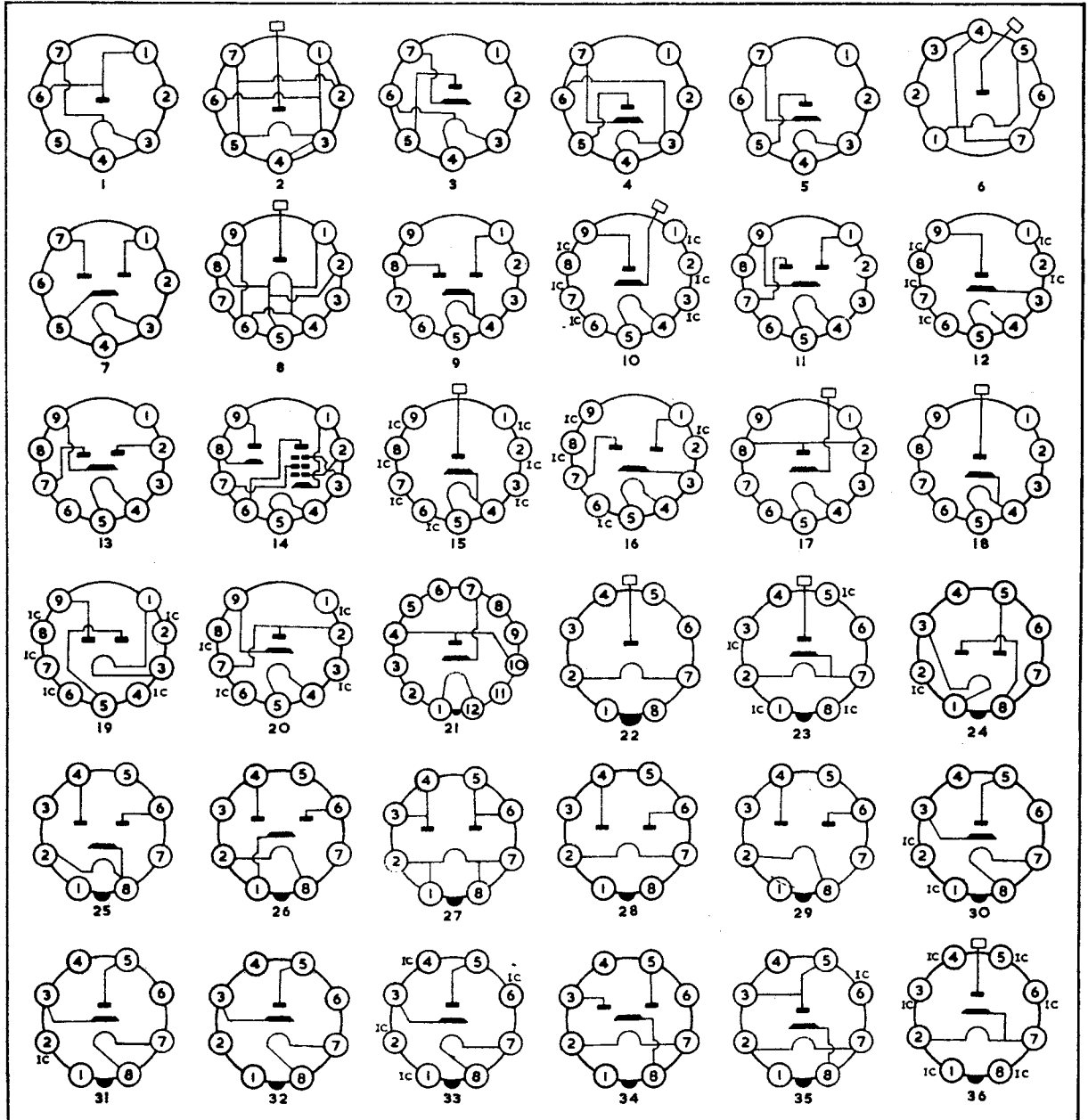


RECTIFIERS

Type	FILAMENT or HEATER		MAX. VOLTS PER ANODE (RMS)	MAX. I/ma	MAX. INVERSE PEAK VOLTS	MAX. RESERVOIR CAPACITANCE (50 c/s)	MIN. SERIES RESISTANCE Ω	BASE		Maker
	Volts	Amps						Type	Ref.	
1NA31	5.0	1.5	150	20	—	—	—	B7G	1	Tesla
1Y32T	1.4	0.26	—	0.2	20.0K	—	—	B7G	2	Tesla
19A3	19.0	0.15	—	70.0	0.35K	—	—	B7G	3	Toshiba
35R1	35.0	0.15	125	100	—	—	—	B7G	4	Magnadyne
35R2	35.0	0.15	125	100	—	—	—	B7G	5	Magnadyne
60E3	60.0	0.15	117	110	—	—	—	B7G	5	U.S.A.
11I11Π	1.25	0.2	—	0.3	20.0K	—	—	B7G	6	U.S.S.R.
61I4Π	6.3	0.6	350	75	1.0K	—	—	B7G	7	U.S.S.R.
1R6	1.25	0.2	—	0.5	22.0K	—	—	B9A	8	Magnadyne
5R-K16	5.0	1.2	350	150	1.1K	—	—	B9A	9	Toshiba
6AL3	6.3	1.2	—	—	6.0K	Booster diode	—	B9A	10	U.S.A.
6BW4	6.3	0.9	450	100	1.25K	—	—	B9A	11	U.S.A.
6R-K19	6.3	1.2	—	220	5.5K	—	—	B9A	10	Toshiba
6Z40	6.3	0.8	—	150	4.5K	4	—	B9A	10	Tesla
12R-K19	12.6	0.6	—	220	5.5K	—	—	B9A	10	Toshiba
16AQ3	16.4	0.6	550	220	6.0K	—	—	B9A	10	U.S.A.
17R7	17.0	0.3	—	150	4.5K	—	—	B9A	10	Magnadyne
19R3	19.0	0.3	250	180	0.7K	60	100	B9A	12	Magnadyne
19Y40	19.0	0.3	250	180	0.7K	60	100	B9A	12	Tesla
22AQ3	22.0	0.45	550	220	6.0K	—	—	B9A	10	U.S.A.
30AE3	30.0	0.3	—	—	6.0K	Booster diode	—	B9A	10	U.S.A.
31AV3	31.0	0.1	250	100	0.7K	50	210	B9A	12	U.S.A.
38R3	38.0	0.15	250	180	0.7K	60	100	B9A	12	Magnadyne
50R4	50.0	0.15	250	150	—	—	—	B9A	13	Magnadyne
50RP1	50.0	0.15	300	100	—	—	—	B9A	14	Magnadyne
E7002	1.4	0.53	18K	100	—	—	—	B9A	15	E. European
E7003	6.3	0.09	18K	0.15	22.0K	—	—	B9A	15	E. European
E7005	6.3	0.6	350	0.15	22.0K	—	—	B9A	16	E. European
E7006	6.3	1.0	350	90	—	50	300	B9A	16	E. European
E7007	17.0	0.3	—	150	1.0K	8	270	B9A	10	E. European
E7010	55.0	0.1	250	150	4.5K	—	—	B9A	12	E. European
E7011	38.0	0.1	250	180	0.7K	60	125	B9A	12	E. European
E7071	6.3	0.09	18KV	0.15	22.0KV	—	—	B9A	15	E. European
E7072	6.3	1.2	550	220	6.0KV	—	—	B9A	10	E. European
E7073	26.0	0.3	550	220	6.0KV	—	—	B9A	10	E. European
EY89	6.3	0.5	250	110	0.7K	100	100	B9A	12	E. European
PY800	18.0	0.3	—	100	0.7K	50	210	B9A	10	Mullard
PY801	19.0	0.3	—	—	5.5K	—	—	B9A	10	Mullard
R20	2.0	0.35	—	150	5.25K	—	—	B9A	15	Brimar
U193	19.0	0.3	—	0.2	25.0K	—	—	B9A	10	G.E.C.
UY89	31.0	0.1	250	—	5.5K	—	—	B9A	12	European
XY88	16.4	0.6	550	220	6.0K	—	—	B9A	10	Philips (B)
YY88	22.0	0.45	550	220	6.0K	—	—	B9A	10	Philips (B)
61I10Π	6.3	1.05	—	120	4.5K	—	—	B9A	17	U.S.S.R.
61I13Π	6.3	0.8	—	120	1.6K	—	—	B9A	18	U.S.S.R.
5BC3	5.0	—	460	275	—	—	—	B9D	19	U.S.A.
6AY3	6.3	1.2	—	180	5.5K	—	—	B9D	20	U.S.A.
6BH3	6.3	1.6	—	180	5.5K	—	—	B9D	20	U.S.A.
12AY3	12.6	0.6	—	180	5.5K	—	—	B9D	20	U.S.A.
17AY3	17.0	0.45	—	180	5.5K	—	—	B9D	20	U.S.A.
17BH3	17.0	0.6	—	180	5.5K	—	—	B9D	20	U.S.A.
22BH3	22.4	0.45	—	180	5.5K	—	—	B9D	20	U.S.A.
6AX3	6.3	1.2	—	165	5.0K	—	—	B12A	21	U.S.A.
12AX3	12.6	0.6	—	165	5.0K	—	—	B12A	21	U.S.A.
1AU3	1.25	0.2	—	0.5	30.0K	—	—	I.O.	22	U.S.A.
1N2	1.25	0.2	—	0.5	28.0K	—	—	I.O.	22	U.S.A.
3AW3	3.15	0.22	—	—	30.0K	—	—	I.O.	23	U.S.A.
3DG4	3.3	3.8	275	350	1.05K	—	—	I.O.	24	U.S.A.
5AT4	5.0	4.25	550	—	2.0K	—	—	I.O.	25	U.S.A.
5CU4	5.0	3.3	—	425	0.8K	—	—	I.O.	26	U.S.A.
5DJ4	5.0	3.0	550	275	—	—	—	I.O.	27	U.S.A.
5G-K18	5.0	3.0	550	300	1.55K	—	—	I.O.	28	Toshiba
5G-K20	5.0	1.9	—	275	1.1K	—	—	I.O.	25	Toshiba
5G-K22	5.0	3.0	550	300	1.55K	—	—	I.O.	25	Toshiba
5G-K24	5.0	1.9	—	250	1.5K	—	—	I.O.	25	Toshiba
5V3A	5.0	3.0	—	380	1.55K	—	—	I.O.	29	U.S.A.
6CQ4	6.3	1.6	—	190	5.5K	—	—	I.O.	30	U.S.A.
6DM4	6.3	1.2	—	175	5.0K	—	—	I.O.	31	U.S.A.
6G-K17	6.3	1.3	—	175	4.5K	—	—	I.O.	32	Toshiba
12DM4	12.6	0.6	—	175	5.0K	—	—	I.O.	31	U.S.A.
12G-K17	12.6	0.6	—	175	4.5K	—	—	I.O.	32	Toshiba

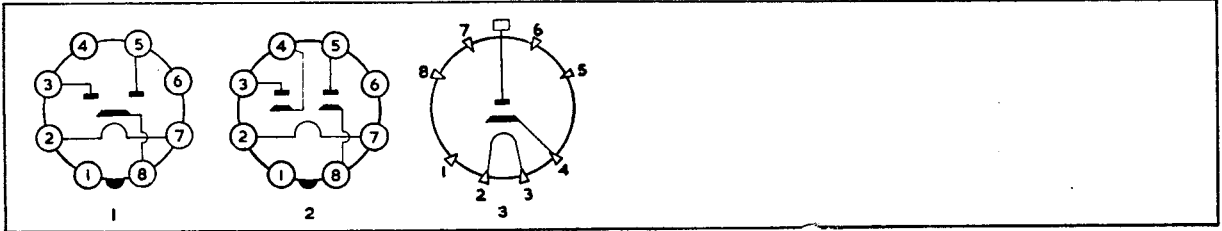
RECTIFIERS—Contd.

Type	FILAMENT or HEATER		MAX. VOLTS PER ANODE (RMS)	MAX. 1/mA	MAX. INVERSE PEAK VOLTS	MAX. RESERVOIR CAPACITANCE (50 c/s)	MIN. SERIES RESISTANCE Ω	BASE		Maker
	Volts	Amps						Type	Ref.	
17AX4GTA	16.8	0.45	—	125	4.0K	—	—	I.O.	32	U.S.A.
17D4A	16.8	0.45	—	185	5.0K	—	—	I.O.	33	U.S.A.
17DA4	16.8	0.45	—	155	4.4K	—	—	I.O.	32	U.S.A.
17DM4	16.8	0.45	—	175	5.0K	—	—	I.O.	31	U.S.A.
5882	12.6	0.6	350	55	1.375K	—	150	I.O.	34	U.S.A.
6853	5.0	1.7	350	125	2.0K	—	—	I.O.	25	U.S.A.
PY33	29.0	0.3	260	270	0.7K	100	56	I.O.	35	Mullard
PY300	29.0	0.3	250	325	0.7K	—	—	I.O.	35	Mullard
TE2	26.5	0.285	350	55	1.375K	—	150	I.O.	34	European
TE3	12.6	0.6	350	55	1.375K	—	150	I.O.	34	European
TE5	6.3	1.2	350	55	1.375K	—	150	I.O.	34	European
U60	6.3	0.265	—	4	30.0K	—	—	I.O.	36	G.E.C.
5LH4M	5.0	2.0	400	135	1.55K	—	—	I.O.	28	U.S.S.R.



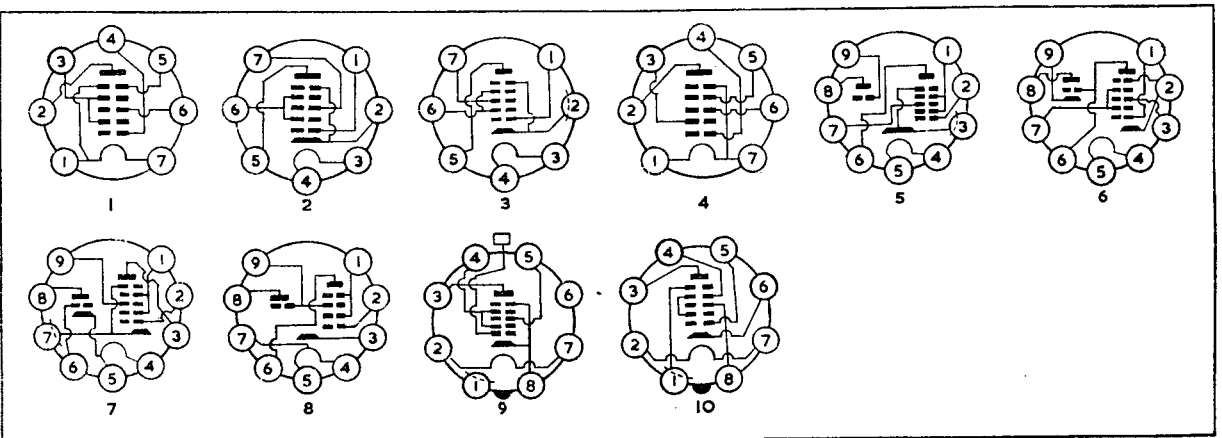
RECTIFIERS—Contd.

Type	FILAMENT or HEATER		MAX. VOLTS PER ANODE (RMS)	MAX. I/MA	MAX. INVERSE PEAK VOLTS	MAX. RESERVOIR CAPACITANCE (50 c/s)	MIN. SERIES RESISTANCE Ω	BASE Type	Ref.	Maker
	Volts	Amps								
6II5C	6.3	0.6	400	75	1.1K	—	—	I.O.	1	U.S.S.R.
30II6C	30.0	0.3	250	90	—	—	—	I.O.	2	U.S.S.R.
EY3000	6.3	1.33	—	220	3.5K	—	—	P	3	E. European
EY3000N	6.3	1.65	—	220	3.5K	—	—	P	3	E. European



FREQUENCY CHANGERS

Type	FILAMENT or HEATER		ANODE		SCREEN		Osc. Volts	Anode I/MA	Neg. Grid Volts	ra $M\Omega$	gc mA/V	BASE Type	Ref.	Maker
	Volts	Amps	Volts	I/MA	Volts	I/MA								
1R5T (hep)	1.4	0.025	90.0	1.6	67.5	3.2	—	—	—	600K	0.28	B7G	1	E.Eupn
12GA6 (hep)	12.6	0.15	12.6	0.8	12.6	0.3	—	—	1.6	140K	1.0	B7G	2	U.S.A.
CK1217 (hep)	6.3	0.3	150	6.0	—	—	—	—	—	20K	—	B7G	3	U.S.A.
E7031 (hep)	6.3	0.3	100	0.75	30.0	1.1	—	—	2.5	1000K	0.95	B7G	2	E.Eupn
E7064 (hep)	1.4	0.025	65	0.7	35	1.65	—	—	0	1000K	0.3	B7G	4	E.Eupn
EH960 (hep)	6.3	0.3	150	5.0	75	9.0	—	—	0	—	—	B7G	2	E.Eupn
X107 (hep)	19.0	0.1	250	3.0	100	7.1	—	—	1.5	1000K	0.47	B7G	2	G.E.C.
1A2M (hep)	1.2	0.03	60	0.7	45	1.1	—	—	0	—	0.24	B7G	1	U.S.S.R.
3AJ8 (t/hep)	3.15	0.6	250	3.25	103	6.7	100	4.5	2	1000K	0.775	B9A	5	U.S.A.
6CH40 (t/hep)	6.3	0.3	250	3.25	103	6.7	100	4.5	2	1000K	0.775	B9A	5	Tesla
6E4 (t/hep)	6.3	0.3	200	3.7	120	8.1	200	5.4	2.6	1000K	0.7	B9A	5	Magnadyne
6ET1 (t/hep)	6.3	0.6	100	0.75	30	1.1	100	7.0	1.0	1000K	0.95	B9A	6	Magnadyne
12E4 (t/hep)	12.6	0.15	200	3.7	120	8.1	200	5.4	2.6	1000K	0.7	B9A	5	Magnadyne
12ET1 (t/hep)	12.6	0.3	100	0.75	30	1.1	100	7.0	1.0	1000K	0.95	B9A	6	Magnadyne
12FX8 (t/hep)	12.6	0.3	12.6	0.29	12.6	1.25	12.6	1.5	3.0	500K	0.3	B9A	7	U.S.A.
25E2 (t/hep)	12.6	0.3	180	4.0	115	9.5	180	6.5	2.0	500K	0.9	B9A	8	Magnadyne
	25.0	0.15												
E7052 (t/hep)	6.3	0.3	250	3.25	103	6.7	100	4.5	2	1000K	0.775	B9A	5	E.Eupn
E7058 (t/hep)	19.0	0.1	250	3.25	103	6.7	100	4.5	2	1000K	0.775	B9A	5	E.Eupn
XCH81 (t/hep)	3.15	0.6	250	3.25	103	6.7	100	4.5	2	1000K	0.775	B9A	5	E.Eupn
6II1M (t/hep)	6.3	0.3	250	3.25	103	6.7	100	4.5	2	1000K	0.775	B9A	5	U.S.S.R.
6II14M (t/hep)	6.3	0.3	250	3.25	103	6.7	100	4.5	2	1000K	0.775	B9A	5	U.S.S.R.
6A5B (hep)	6.3	0.3	250	3.3	150	9.2	—	—	6	1000K	0.35	I.O.	9	U.S.S.R.
6A7 (hep)	6.3	0.3	250	3.5	100	8.5	—	—	2	1000K	0.45	I.O.	10	U.S.S.R.
6A10C (hep)	6.3	0.3	250	3.5	100	8.5	—	—	2	1000K	0.45	I.O.	10	U.S.S.R.



TELEVISION C.R. Tubes

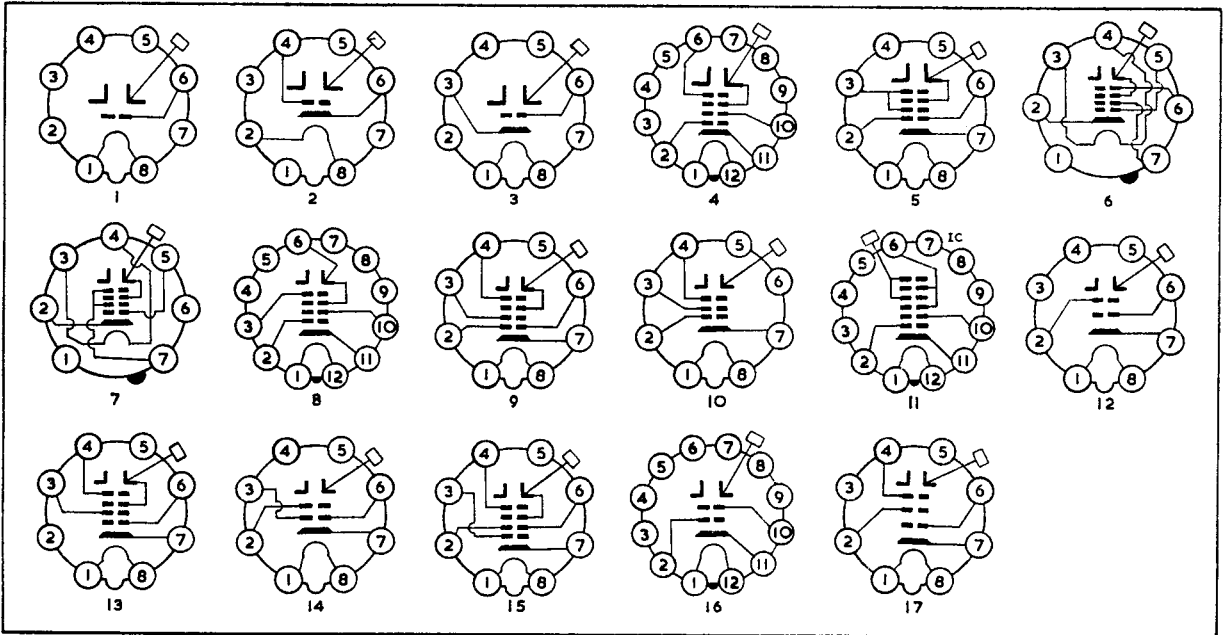
Type	Dia. in Ins.	Remarks	HEATER		2nd or FINAL ANODE Volts	ACC	c off	Focus A/T or Focus Def. Method	Def. Angle	BASE		Maker
			Volts	Amps						Type	Ref.	
2FP4	2"		6.3	0.6	3.0K	—	—	ES/ES	—	—	—	U.S.A.
3AGP4	3"	A	6.3	0.6	9.0K	—	—	ES/MG	70	—	—	U.S.A.
5BRP4	5"	A	6.3	0.6	10.0K	200	28-72	ES/MG	70	—	—	U.S.A.
7AP4	7"	A	6.3	0.6	12.0K	300	30-66	ES/MG	70	—	—	U.S.A.
8FP4	8"	RAG	6.3	0.6	18.0K	300	35-72	ES/MG	90	B12A	4	U.S.A.
8HP4	8"	RAG	6.3	0.6	14.0K	—	—	ES/MG	90	B12A	4	U.S.A.
8JP4	8"	RAG¶	6.3	0.6	20.0K	300	35-72	ES/MG	90	B8H	5	U.S.A.
8KP4	8"	GRA	6.3	0.6	18.0K	—	—	ES/MG	90	B12A	4	U.S.A.
8LP4	8"	AGR	6.3	0.6	20.0K	—	—	ES/MG	110	7 pin	6	U.S.A.
8YP4	8"	GAR¶	6.3	0.6	22.0K	300	35-72	ES/MG	110	7 pin	7	U.S.A.
9QP4A	9"	9R*	4.7	0.3	6.8K	200	28-52	ES/MG	70	B12A	8	U.S.A.
10ABP4B	10"	GRA*	6.3	0.6	12.0K	300	38-62	ES/MG	90	B12A	4	U.S.A.
10DP4	10"	GA	6.3	0.6	10.0K	250	36-84	ES/MG	50	B12A	4	U.S.A.
10RP4	10"	GA*	6.3	0.6	16.0K	300	28-72	ES/MG	50	B12A	4	U.S.A.
14AUP4	14"	RAG*	6.3	0.45	16.5K	50	30-50	ES/MG	90	B12A	4	U.S.A.
14AVP4	14"	RAG*	6.3	0.6	14.0K	300	28-72	ES/MG	110	B8H	9	U.S.A.
14AWP4	14"	RAG*	6.3	0.45	14.0K	50	32-47	ES/MG	90	B12A	4	U.S.A.
14QP4	14"	RAG*	6.3	0.6	11.0K	250	24-64	ES/MG	70	B12A	4	U.S.A.
14QP4A	14"	RAG*	6.3	0.6	11.0K	250	24-64	ES/MG	70	B12A	4	U.S.A.
16RP4A	16"	RAG*	6.3	0.6	14.0K	300	28-72	ES/MG	70	B12A	4	U.S.A.
17CKP4	17"	RAG	6.3	0.6	15.0K	300	28-72	ES/MG	110	B8H	9	U.S.A.
17CLP4	17"	RAG*	6.3	0.6	16.0K	300	28-72	ES/MG	90	B12A	4	U.S.A.
17CRP4	17"	RAG	6.3	0.45	14.0K	50	30-50	ES/MG	90	B12A	4	U.S.A.
17CSP4	17"	RAG	6.3	0.6	16.0K	300	35-72	ES/MG	110	7 pin	6	U.S.A.
17CTP4	17"	RAG	6.3	0.45	16.0K	300	35-72	ES/MG	110	B8H	9	U.S.A.
17CUP4	17"	RAG	6.3	0.3	16.0K	300	35-72	ES/MG	90	B12A	4	U.S.A.
17CVP4	17"	RAG	6.3	0.3	16.0K	300	35-72	ES/MG	110	B8H	9	U.S.A.
17CXP4	17"	RAG	6.3	0.45	16.0K	50	32-47	ES/MG	90	B12A	4	U.S.A.
17DSP4	17"	RAG	6.3	0.6	18.0K	450	62.5	ES/MG	110	B8H	9	U.S.A.
17DTP4	17"	RAG	6.3	0.6	17.5K	300	50	ES/MG	110	B8H	9	U.S.A.
17DWP4	17"	RAG*	6.3	0.6	22.0K	—	—	ES/MG	70	B12A	4	U.S.A.
17DXP4	17"	RAG*	6.3	0.45	17.6K	500	60	ES/MG	110	B8H	10	U.S.A.
17DZP4	17"	RAG*	6.3	0.6	17.6K	—	—	ES/MG	110	B8H	—	U.S.A.
17EAP4	17"	RAG	6.3	0.6	17.6K	—	—	ES/MG	70	B12A	—	U.S.A.
19ACP4	19"	RAG	6.3	0.6	20.0K	—	—	ES/MG	114	B8H	9	U.S.A.
19AEP4	19"	RAG	6.3	0.6	17.6K	—	—	ES/MG	114	B8H	9	U.S.A.
19AFP4	19"	RAG	6.3	0.6	20.0K	—	—	ES/MG	114	B8H	9	U.S.A.
19AHP4	19"	RAG	6.3	0.6	20.0K	—	—	ES/MG	114	B8H	9	U.S.A.
19AJP4	19"	RAG	6.3	0.6	17.6K	—	—	ES/MG	114	7 pin	6	U.S.A.
19ALP4	19"	RAG	6.3	0.6	22.0K	—	—	ES/MG	114	B8H	9	U.S.A.
19AQP4	19"	RAG	6.3	0.6	20.0K	—	—	ES/MG	114	B8H	9	U.S.A.
19AUP4	19"	RAG	6.3	0.6	20.0K	—	—	ES/MG	114	B8H	9	U.S.A.
19AXP4	19"	RAG	6.3	0.45	20.0K	—	—	ES/MG	114	B8H	9	U.S.A.
19AYP4	19"	RAG	6.3	0.45	20.0K	—	—	ES/MG	114	B8H	9	U.S.A.
19BFP4	19"	RAG	6.3	0.6	20.0K	—	—	ES/MG	92	B12A	4	U.S.A.
19XP4	19"	RAG	6.3	0.6	20.0K	—	—	ES/MG	114	B8H	9	U.S.A.
19ZP4	19"	RA	6.3	0.6	20.0K	—	—	ES/MG	114	B8H	13	U.S.A.
21ACP4A	21"	RAG	6.3	0.6	20.0K	300	50	MG/MG	90	B12A	16	U.S.A.
21AFP4	21"	RAG	6.3	0.6	18.0K	300	55	ES/MG	70	B12A	4	U.S.A.
21ALP4B	21"	RAG	6.3	0.6	20.0K	300	50	ES/MG	90	B12A	4	U.S.A.
21ATP4A	21"	RAG	6.3	0.6	20.0K	300	50	ES/MG	90	B12A	4	U.S.A.
21AVP4B	21"	RAG	6.3	0.6	20.0K	300	50	ES/MG	70	B12A	4	U.S.A.
21CYP22A	21"	Colour	6.3	0.6	25.0K	—	—	ES/MG	70	B14A	—	U.S.A.
21DEP4A	21"	RAG*	6.3	0.6	20.0K	300	50	ES/MG	110	B8H	9	U.S.A.
21DHP4	21"	RAG	6.3	0.45	19.8K	300	53	ES/MG	110	B8H	9	U.S.A.
21DKP4A	21"	RAG	6.3	0.6	18.0K	—	—	ES/MG	110	B8H	9	U.S.A.
21DLP4	21"	RAG	6.3	0.6	20.0K	300	50	ES/MG	90	B8H	9	U.S.A.
21DNP4	21"	RAG*	6.3	0.6	22.0K	300	53	ES/MG	90	B12A	4	U.S.A.
21DQP4	21"	RAG	6.3	0.6	20.0K	300	53	ES/MG	90	B12A	4	U.S.A.
21DRP4	21"	RAG	6.3	0.6	20.0K	300	50	ES/MG	90	B12A	4	U.S.A.
21DSP4	21"	RAG	6.3	0.6	20.0K	50	39	ES/MG	90	B12A	4	U.S.A.
21EVP4	21"	RAG	6.3	0.6	20.0K	—	—	ES/MG	110	B8H	15	U.S.A.
21EXP4	21"	RAG	6.3	0.3	20.0K	500	60	ES/MG	110	B8H	10	U.S.A.
21EYP4	21"	RAG	6.3	0.6	22.0K	—	—	ES/MG	70	B12A	4	U.S.A.
21EZP4	21"	RAG	6.3	0.6	18.0K	—	—	ES/MG	110	B12A	16	U.S.A.
21FAP4	21"	RAG	6.3	0.6	20.0K	—	—	ES/MG	110	B8H	10	U.S.A.
21FCP4	21"	RAG	6.3	0.6	18.0K	—	—	ES/MG	110	B8H	10	U.S.A.
22ANP4	22"	RAG	6.3	0.6	25.0K	—	—	ES/MG	90	B12A	4	U.S.A.
23ACP4	23"	RAG	6.3	0.6	18.0K	—	—	ES/MG	87	B12A	4	U.S.A.
23AHP4	23"	RAG	6.3	0.6	22.0K	—	—	ES/MG	92	B12A	4	U.S.A.
23AKP4	23"	RAG	6.3	0.6	22.0K	—	—	ES/MG	114	B8H	10	U.S.A.
23ALP4	23"	RAG	6.3	0.45	22.0K	—	—	ES/MG	114	B8H	9	U.S.A.

TELEVISION C.R. Tubes—Contd.

Type	Dia. in Ins.	Remarks	HEATER		2nd or FINAL ANODE Volts	ACC	c off	Focus A/T or Focus Def. Method	Def. Angle	BASE		Maker
			Volts	Amps						Type	Ref.	
23AMP4	23"	RAG	6.3	0.3	22.0K	—	—	ES/MG	114	B8H	9	U.S.A.
23AQP4	23"	RAG	6.3	0.6	19.8K	—	—	ES/MG	114	B8H	9	U.S.A.
23ARP4	23"	RAG	6.3	0.6	22.0K	—	—	ES/MG	110	B8H	9	U.S.A.
23ASP4	23"	RAG	6.3	0.6	22.0K	—	—	ES/MG	92	B12A	4	U.S.A.
23AVP4	23"	RAG	6.3	0.6	22.0K	—	—	ES/MG	92	B12A	4	U.S.A.
23AWP4	23"	RAG	6.3	0.6	22.0K	—	—	ES/MG	110	B8H	9	U.S.A.
23AYP4	23"	RAG	6.3	0.6	22.0K	—	—	ES/MG	110	B8H	9	U.S.A.
23BCP4	23"	RAG	6.3	0.3	22.0K	—	—	ES/MG	110	B8H	9	U.S.A.
23BP4	23"	RAG	6.3	0.6	20.0K	450	75	ES/MG	110	B8H	9	U.S.A.
23BQP4	23"	RAG*	6.3	0.6	22.0K	—	—	ES/MG	110	B8H	9	U.S.A.
23CP4	23"	RAG	6.3	0.6	20.0K	300	53	ES/MG	110	B8H	9	U.S.A.
23DP4	23"	RAG	6.3	0.6	22.0K	500	60	ES/MG	110	B8H	10	U.S.A.
23FP4	23"	RAG	6.3	0.6	22.0K	450	75	ES/MG	114	B8H	9	U.S.A.
23GP4	23"	RG	6.3	0.6	20.0K	300	50	ES/MG	110	B8H	9	U.S.A.
23HP4	23"	RAG	6.3	0.6	20.0K	—	—	ES/MG	110	B8H	9	U.S.A.
23JP4	23"	RAG	6.3	0.45	22.0K	50	43	ES/MG	110	7 pin	6	U.S.A.
23KP4	23"	RAG	6.3	0.6	20.0K	—	—	ES/MG	114	B8H	13	U.S.A.
23MP4	23"	RAG	6.3	0.6	22.0K	—	—	ES/MG	114	B8H	9	U.S.A.
23NP4	23"	RAG	6.3	0.6	22.0K	—	—	ES/MG	114	B8H	9	U.S.A.
23RP4	23"	RAG	6.3	0.3	22.0K	500	60	ES/MG	110	B8H	10	U.S.A.
23SP4	23"	RAG	6.3	0.6	22.0K	—	—	ES/MG	110	B8H	9	U.S.A.
23TP4	23"	RAG	6.3	0.6	22.0K	—	—	ES/MG	90	B12A	4	U.S.A.
23UP4	23"	RAG*	6.3	0.6	22.0K	—	—	ES/MG	110	B8H	9	U.S.A.
23VP4	23"	RAG	6.3	0.3	22.0K	450	75	ES/MG	114	B8H	9	U.S.A.
23WP4	23"	RAG	6.3	0.6	22.0K	—	—	ES/MG	114	B8H	9	U.S.A.
23XP4	23"	RAG	6.3	0.6	18.0K	—	—	ES/MG	90	B12A	4	U.S.A.
23YP4	23"	RAG	6.3	0.6	22.0K	—	—	ES/MG	90	B12A	4	U.S.A.
24ALP4	24"	RAG	6.3	0.6	20.0K	300	28-72	ES/MG	110	B8H	9	U.S.A.
24ANP4	24"	RAG	6.3	0.6	20.0K	300	35-72	ES/MG	90	B12A	4	U.S.A.
24AQP4	24"	RAG	6.3	0.45	20.0K	300	35-72	ES/MG	110	B8H	9	U.S.A.
24ASP4	24"	RAG	6.3	0.6	20.0K	300	35-72	ES/MG	90	B12A	4	U.S.A.
24ATP4	24"	RAG	6.3	0.6	20.0K	50	+34+49	ES/MG	90	B12A	4	U.S.A.
24ZP4	24"	RAG	6.3	0.6	20.0K	300	28-77	ES/MG	90	B12A	4	U.S.A.
25QP20	9"	G	6.3	0.6	8.0K	250	45	ES/MG	55	B8H	12	Tesla
180QQ44	7"	RG	6.3	0.3	10.0K	250	45	ES/MG	50	B8H	17	Tesla
181QP44	7"	RG	6.3	0.3	6.0K	250	45	ES/MG	50	B8H	14	Tesla
182QP44	7"	RG	6.3	0.3	10.0K	250	45	ES/MG	50	B8H	12	Tesla
350QP44	14"	RAG*	6.3	0.6	12.0K	250	45	ES/MG	70	B8H	12	Tesla
351QP44	14"	RAG*	6.3	0.3	12.0K	250	45	ES/MG	70	B12A	16	Tesla
430AB22	17"	R	6.3	0.3	20.0K	Colour tube	—	ES/MG	70	—	—	Tesla
430QP44	17"		6.3	0.3	14.0K	400	44-103	ES/MG	70	B12A	16	Tesla
431QQ44	17"	RAG	6.3	0.3	16.0K	400	38-94	ES/MG	110	B8H	9	Tesla
531QQ44	21"	RAG	6.3	0.3	16.0K	400	38-94	ES/MG	110	B8H	9	Tesla
7405A	17"	RAG	12.6	0.3	14.0K	300	51	ES/MG	110	B8H	9	G.E.C.
7406A	17"	RAG	12.6	0.3	15.0K	450	51	ES/MG	110	B8H	9	G.E.C.
AW21-80	8"	RAG*	6.3	0.3	10.0K	400	40-80	ES/MG	90	B12A	11	European
AW43-48	17"	RAG	6.3	0.3	14.0K	300	30-70	ES/MG	70	B12A	4	Thorn-A.E.I.
AW43-89	17"	RAG	6.3	0.3	16.0K	500	35-75	ES/MG	110	B8H	9	European
AW47-10	19"	RAG	6.3	0.3	18.0K	400	32-69	ES/MG	110	B8H	9	Mullard
AW47-90	19"	RAG	6.3	0.3	18.0K	400	38-94	ES/MG	110	B8H	9	European
AW47-91	19"	RAG	6.3	0.3	16.0K	400	32-69	ES/MG	110	B8H	9	European
AW47-97	19"	RAG	12.6	0.3	16.0K	450	55	ES/MG	114	B8H	9	European
AW53-89	21"	RAG	6.3	0.3	16.0K	500	35-75	ES/MG	110	B8H	9	European
AW59-10	23"	RAG	6.3	0.3	18.0K	400	32-69	ES/MG	110	B8H	9	European
AW59-90	23"	RAG	6.3	0.3	16.0K	400	38-94	ES/MG	110	B8H	9	European
AW59-91	23"	RAG	6.3	0.3	18.0K	400	32-69	ES/MG	110	B8H	9	European
AW59-95	23"	RAG	12.6	0.3	16.5K	450	55	ES/MG	110	B8H	9	European
C17AF	17"	RAG	4.0	0.3	17.6K	600	38-78	ES/MG	110	B8H	9	Brimar
C19AH	19"	RAG	4.0	0.3	16.5K	550	38-78	ES/MG	110	B8H	9	Brimar
C19AK	19"	RAG	6.3	0.3	16.0K	400	38-94	ES/MG	110	B8H	9	Brimar
C21AF	21"	RAG	4.0	0.3	16.0K	600	38-78	ES/MG	110	B8H	9	Brimar
C23AG	23"	RAG	4.0	0.3	16.0K	550	38-78	ES/MG	110	B8H	9	Brimar
C23AK	23"	RAG	6.3	0.3	16.0K	400	38-94	ES/MG	110	B8H	9	Brimar
CME1703	17"	RAG	12.6	0.3	14.0K	300	51	ES/MG	110	B8H	9	Thorn-A.E.I.
CME1705	17"	RAG	12.6	0.3	15.0K	450	51	ES/MG	110	B8H	9	Thorn-A.E.I.
CME1706	17"	RAG	6.3	0.3	16.0K	400	38-94	ES/MG	110	B8H	9	Thorn-A.E.I.
CME1901	19"	RAG	12.6	0.3	16.0K	450	55	ES/MG	114	B8H	9	Thorn-A.E.I.
CME1902	19"	RAG	6.3	0.3	13.0K	400	38-94	ES/MG	110	B8H	9	Thorn-A.E.I.
CME1903	19"	RAG	6.3	0.3	16.0K	400	32-69	ES/MG	110	B8H	9	Thorn-A.E.I.
CME2104	21"	RAG	12.6	0.3	17.0K	450	51	ES/MG	110	B8H	9	Thorn-A.E.I.
CME2301	23"	RAG	12.6	0.3	16.5K	450	55	ES/MG	110	B8H	9	Thorn-A.E.I.
CME2302	23"	RAG	6.3	0.3	17.0K	400	38-94	ES/MG	110	B8H	9	Thorn-A.E.I.

TELEVISION C.R. Tubes—Contd.

Type	Dia. in Ins.	Remarks	HEATER		2nd or FINAL ANODE Volts	ACC	c off	Focus A/T or Focus Def. Method	Def. Angle	BASE Type	Ref.	Maker
			Volts	Amps								
CME2303	23"	RAG	6.3	0.3	17.0K	400	42-80	ES/MG	110	B8H	9	Thorn-A.E.I.
MW43-61A	17"	RAG	6.3	0.3	14.0K	400	44-100	MG/MG	70	B12A	16	European
10ЛК2Б	3.5"		1.5	2.5	20.0K	—	—	—	—	B8H	1	U.S.S.R.
13ЛК2Б	4.5"		6.3	0.55	7.0K	—	—	—	—	B8H	2	U.S.S.R.
18ЛК2Б	5.5"		6.3	0.55	15.0K	—	—	—	—	B8H	2	U.S.S.R.
18ЛК4Б	6"		6.3	0.6	6.0K	—	—	—	—	B8H	3	U.S.S.R.
18ЛК5Б	6"		6.3	0.55	4.0K	—	—	—	—	B8H	3	U.S.S.R.
23ЛК2Б	8"		6.3	0.55	10.0K	—	—	—	—	B8H	2	U.S.S.R.
30ЛК1Б	9.5"		6.3	0.55	10.0K	—	—	—	—	B8H	2	U.S.S.R.
31ЛК2Б	10"		6.3	0.6	12.0K	—	—	—	—	B8H	3	U.S.S.R.
35ЛК2Б	12"		6.3	0.3	12.0K	500	100-425	—	—	B12A	4	U.S.S.R.
43ЛК2Б	16"		6.3	0.6	14.0K	300	100-425	—	—	B12A	4	U.S.S.R.
53ЛК2Б	21"		6.3	0.6	16.0K	300	100-425	—	—	B12A	4	U.S.S.R.

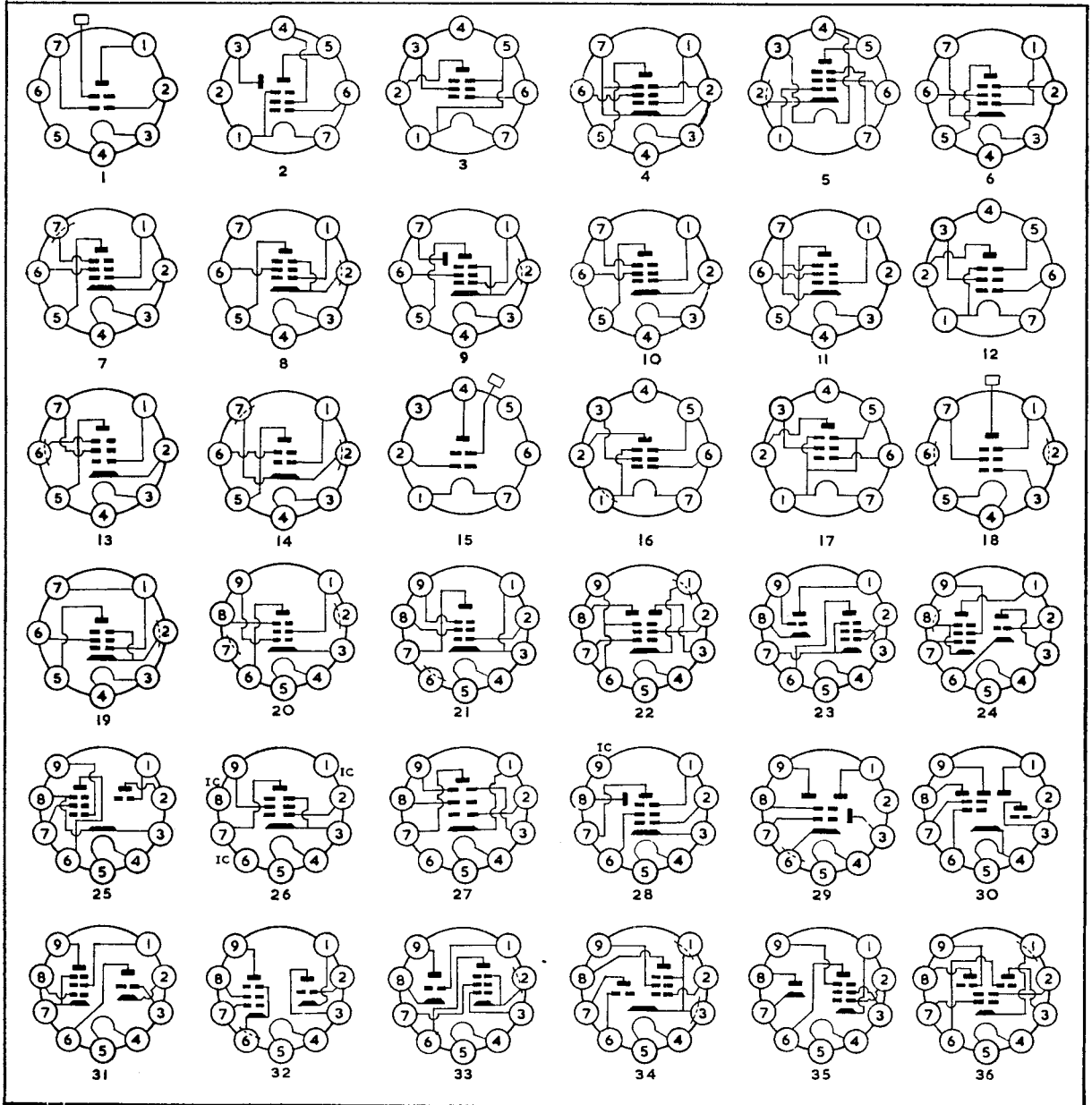


SCREENED TETRODES and PENTODES

Type	FILAMENT or HEATER		ANODE		SCREEN		Neg. Grid Volts	ra kΩ	gm mA/V	BASE		Maker
	Volts	Amps	Volts	1/mA	Volts	1/mA				Type	Ref.	
1NE9	1.25	0.036	10	0.35	8	0.065	2.5	—	0.07	B7G	1	Tesla
1S5T	1.4	0.025	90	1.6	90	0.35	0	600	0.47	B7G	2	Tungsrans.
IT4T	1.4	0.025	90	3.7	67.5	1.1	—	350	0.75	B7G	3	Tungsrans
2FS5	2.4	0.6	275	10.0	135	0.11	0.2	240	10.0	B7G	4	U.S.A.
2NE9	1.25	0.03	8	0.15	4.0	—	2.0	—	0.03	B7G	1	Tesla
3DT6A	3.15	0.6	150	1.1	100	2.1	560	150	0.8	B7G	5	U.S.A.
4CF6	4.2	0.45	200	9.5	150	2.8	2.0	600	6.2	B7G	6	U.S.A.
4DT6A	4.2	0.45	150	1.1	100	2.1	560	150	0.8	B7G	5	U.S.A.
4GM6	4.2	0.6	125	0.40	125	3.4	56	200	13.0	B7G	7	U.S.A.
5EW6	5.6	0.45	125	11.0	125	3.2	56	200	14.0	B7G	5	U.S.A.
5GM6	5.6	0.45	125	14.0	125	3.4	56	200	13.0	B7G	7	U.S.A.
6AW6	6.3	0.3	250	7.0	—	—	—	800	5.0	B7G	7	U.S.A.
6F32V	6.5	0.175	150	7.0	140	2.2	3	420	4.3	B7G	8	Tesla
6FD6	6.3	0.33	12	—	12	—	—	500	1.45	B7G	6	U.S.A.
6FG5	6.3	0.2	250	9.0	250	0.42	—	250	9.5	B7G	4	U.S.A.
6FS5	6.3	0.2	275	10.0	135	0.11	0.2	240	10.0	B7G	4	U.S.A.
6GM6	6.3	0.4	125	14.0	125	3.4	56	200	13.0	B7G	7	U.S.A.
6GN6	6.3	0.3	250	11.0	100	4.2	68	1000	4.4	B7G	9	U.S.A.
6GY6	6.3	0.45	150	3.7	100	3.0	180Ω	140	3.7	B7G	10	U.S.A.
6P2	6.3	0.3	250	10.6	150	4.3	68	1000	5.2	B7G	6	Magnadyne
6P4	6.3	0.3	200	9.5	150	2.8	180	600	6.2	B7G	10	Magnadyne
12AH6	12.6	0.225	300	10.0	150	2.5	160	500	9.0	B7G	6	U.S.A.
12BZ6 Vari mu	12.6	0.15	200	11.0	150	2.6	180	600	6.2	B7G	7	U.S.A.
12DT6	12.6	0.15	150	1.1	100	2.1	560	150	0.8	B7G	5	U.S.A.
12GN6	12.6	0.15	250	11.0	100	4.2	68	1000	4.4	B7G	9	U.S.A.
12P1	12.6	0.15	250	11.0	100	4.2	68	1100	4.4	B7G	6	U.S.A.
12P2	12.6	0.15	250	10.6	150	4.3	68	1000	5.2	B7G	6	U.S.A.
15EW6	15.0	0.15	125	11.0	125	3.2	56	200	14.0	B7G	5	U.S.A.
18GD6	18.0	0.1	100	5.0	100	2.0	150	500	4.3	B7G	6	U.S.A.
19M-R9	19.0	0.1	120	7.0	120	1.5	2.5	350	3.5	B7G	19	Ten (Japan)
19M-R10	19.0	0.1	120	9.5	120	2.8	180	260	6.2	B7G	10	Toshiba
731A	6.3	0.175	150	7.0	140	2.2	330	420	4.3	B7G	6	U.S.A.
6186	6.3	0.375	250	7.0	150	2.0	200	—	5.0	B7G	11	U.S.A.
6187	6.3	0.19	120	5.2	120	3.5	2.0	—	3.2	B7G	7	U.S.A.
6395	1.2	0.05	90	2.0	—	—	—	—	0.9	B7G	12	U.S.A.
6676	6.3	0.3	125	13.0	125	3.7	56	280	8.0	B7G	7	U.S.A.
6845	6.3	0.45	300	10.0	150	2.5	160	500	9.0	B7G	6	U.S.A.
7430	6.3	0.175	150	7.0	140	2.2	330	420	4.3	B7G	6	U.S.A.
7498	6.3	0.3	250	10.0	250	2.5	2	1000	7.5	B7G	13	U.S.A.
7543	6.3	0.3	250	10.8	150	4.3	1	1000	5.2	B7G	6	U.S.A.
7693	6.3	0.15	250	7.4	150	2.9	100	1300	4.6	B7G	7	U.S.A.
7694	6.3	0.15	250	9.2	100	3.3	80	1000	3.6	B7G	7	U.S.A.
7717	6.3	0.2	125	10.0	80	1.4	1.0	125	8.0	B7G	14	U.S.A.
7732	6.3	0.3	200	9.5	150	2.8	2.0	600	6.2	B7G	10	U.S.A.
DR960	1.1	0.042	6	0.08	4.0	0.05	3.0	—	0.05	B7G	15	E. European
E7062	1.4	0.025	90	1.65	90	0.5	0	1400	0.85	B7G	16	E. European
E7066	1.4	0.025	90	1.1	90	0.4	0	1600K	0.4	B7G	2	E. European
WE731A	6.3	0.175	150	7.0	140	2.2	330	420	4.3	B7G	6	U.S.A.
XF94	3.15	0.6	250	10.8	150	4.3	1	1000	5.2	B7G	6	Philips (B)
1K2Π	1.2	0.3	90	3.5	67.5	1.4	0	500	0.9	B7G	17	U.S.S.R.
1E2Π	1.2	0.3	60	0.9	45	0.18	0	1000	0.55	B7G	2	U.S.S.R.
2X27Π	2.2	0.057	120	4.0	45	0.7	0	1600	2.2	B7G	18	U.S.S.R.
2Π29Π	2.2	0.11	120	2.0	45	0.3	0	300	1.2	B7G	18	U.S.S.R.
2HR8	2.1	0.6	250	3.0	140	0.55	2	2500	1.85	B9A	20	U.S.A.
3BX6	3.15	0.6	170	10.0	170	2.5	2	400	7.4	B9A	21	U.S.A.
3BY7	3.15	0.6	250	8.0	85	2.0	1.8	500	5.7	B9A	21	U.S.A.
3EH7	3.15	0.6	200	12.0	90	4.2	2	500	12.5	B9A	21	U.S.A.
3EJ7	3.15	0.6	200	10.0	200	3.8	2.5	350	15.0	B9A	21	U.S.A.
3GS8	3.15	0.6	100	2 × 2.0	67.5	2 × 3.6	Sync.	separator	—	B9A	22	U.S.A.
4BL8	4.5	0.6	170	10	170	2.8	2.0	400	6.2	B9A	23	U.S.A.
4CF8	4.5	0.3	250	3.0	140	0.6	2.0	2500	2.0	B9A	20	U.S.A.
4EH7	4.2	0.45	200	12.0	90	4.2	2	500	12.5	B9A	21	U.S.A.
4EJ7	4.2	0.45	200	10.0	200	3.8	2.5	350	15.0	B9A	21	U.S.A.
4GS8	4.2	0.45	100	2 × 2.0	67.5	2 × 3.6	Sync.	separator	—	B9A	22	U.S.A.
5EU8	4.7	0.6	125	12.0	125	4.0	1	80	6.4	B9A	24	U.S.A.
5FG7	4.7	0.6	125	11	125	4.0	1.0	180	6.0	B9A	25	U.S.A.
6DY7	6.3	0.8	250	50	250	3.0	12.5	28	6.0	B9A	26	U.S.A.
6EH7	6.3	0.3	200	12.0	90	4.2	2	500	12.5	B9A	21	U.S.A.
6EJ7	6.3	0.3	200	10.0	200	3.8	2.5	350	15.0	B9A	21	U.S.A.
6EL7	6.3	0.34	170	10.0	170	2.6	1.8	—	8.8	B9A	27	U.S.A.
6EQ7	6.3	0.3	100	9.0	100	3.5	0	250	3.8	B9A	28	U.S.A.
6EU8	6.3	0.45	125	12.0	125	4.0	1	80	6.4	B9A	24	U.S.A.

SCREENED TETRODES and PENTODES—Contd.

Type	FILAMENT or HEATER		ANODE		SCREEN		Neg. Grid Volts	ra KΩ	gm mA/V	BASE		Maker
	Volts	Amps	Volts	1/mA	Volts	1/mA				Type	Ref.	
6F25	6.3	0.3	170	11.5	90	2.8	1.5	—	12.5	B9A	21	Mazda
6F26	6.3	0.3	250	10.0	100	2.5	2.0	500	6.0	B9A	21	Mazda
6F41	6.3	0.3	170	10.0	170	2.5	2.0	400	7.4	B9A	21	Tesla
6FA7	6.3	0.3	100	3.8	100	1.7	50.0	90	3.2	B9A	29	U.S.A.
6FG7	6.3	0.45	125	11.0	125	4.0	1.0	180	6.0	B9A	25	U.S.A.
6FH8	6.3	0.45	250	7.3	250	1.4	2.0	750	4.4	B9A	30	U.S.A.
6GE8	6.3	0.9	155	5.5	150	1.7	2.0	340	3.2	B9A	31	U.S.A.
6GJ8	6.3	0.6	125	12.0	125	4.5	1.0	150	7.5	B9A	23	U.S.A.
6GN8	6.3	0.75	200	25.0	150	5.5	100	60	11.5	B9A	32	U.S.A.
6GS8	6.3	0.3	100	2 × 2.0	67.5	2 × 3.6	Sync. separator			B9A	22	U.S.A.
6HC8	6.3	1.2	250	38	250	3.0	18.0	55	5.1	B9A	33	U.S.A.
6HF8	6.3	0.75	200	25	125	7.0	68Ω	75	12.5	B9A	32	U.S.A.
6HG8	6.3	0.38	170	10	150	3.3	1.2	350	12.0	B9A	34	U.S.A.
6HJ8	6.3	0.45	125	11.5	125	3.6	6.0	200	9.3	B9A	35	U.S.A.
6HS8	6.3	0.3	100	2	67.5	4.4	0	—	1.1	B9A	36	U.S.A.

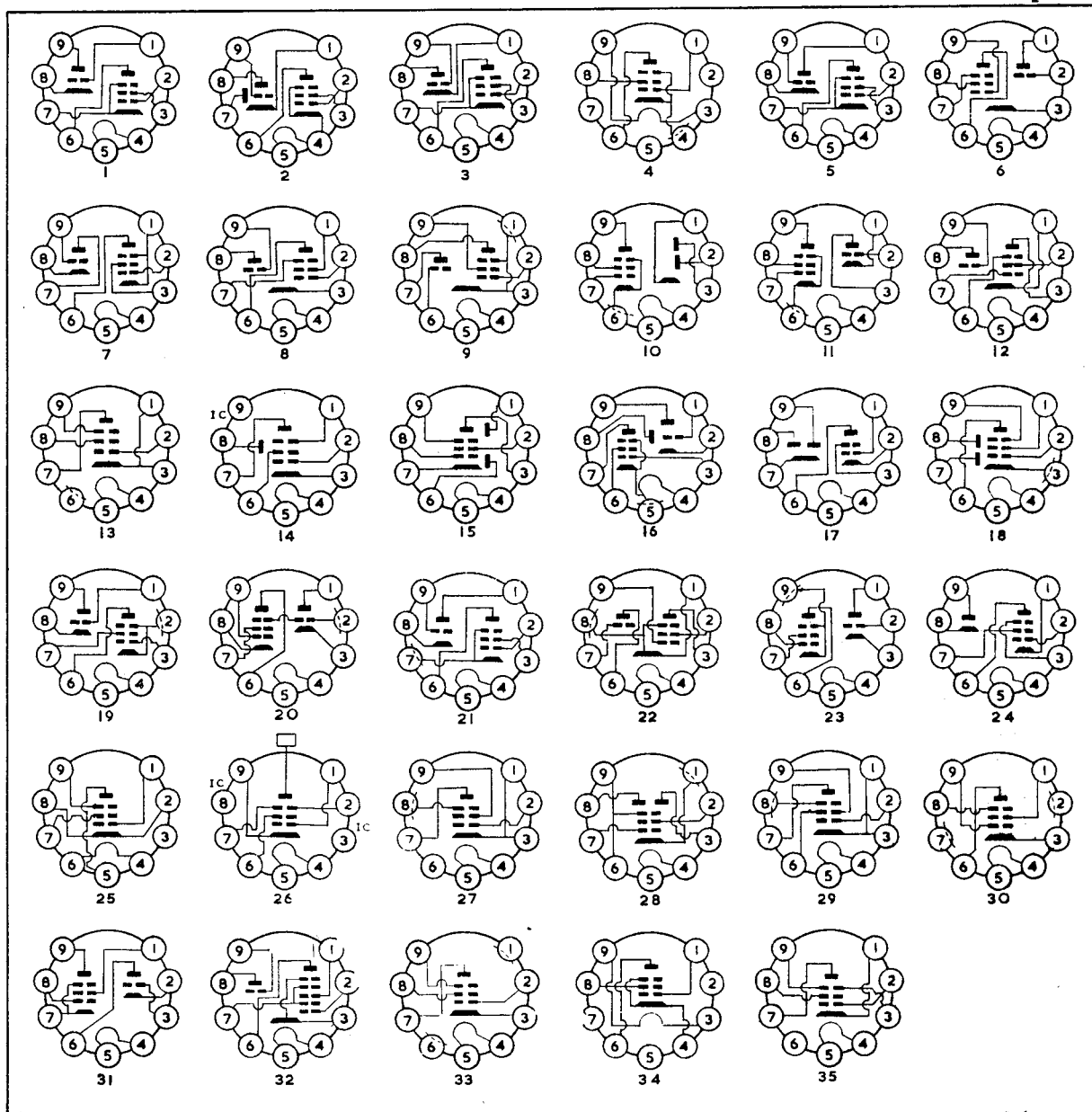


SCREENED TETRODES and PENTODES—Contd.

Type	FILAMENT or HEATER		ANODE		SCREEN		Neg. Grid Volts	ra KΩ	gm mA/V	BASE		Maker
	Volts	Amps	Volts	1/mA	Volts	1/mA				Type	Ref.	
6R-A3	6.3	1.0	100	—	100	Voltage	regulator	12.5	B9A	1	Toshiba	
6R-DHVI1	6.3	0.48	250	9.0	100	3.0	1.0	250	B9A	2	Toshiba	
6R-HV1	6.3	0.48	250	9.0	100	3.0	1.0	250	B9A	3	Toshiba	
6R-R8C	6.3	0.3	150	13.0	150	4.5	110	150	B9A	4	Ten (Japan)	
6TP1	6.3	0.45	250	10	110	3.5	68	400	B9A	5	Magnadyne	
6TP3	6.3	0.6	200	8	100	2.0	3	500	B9A	6	Magnadyne	
6TP4	6.3	0.45	250	10	110	3.5	68	400	B9A	7	Magnadyne	
6TP5	6.3	0.6	200	9	100	2.0	1	400	B9A	8	Magnadyne	
7HG8	8.0	0.3	170	10	150	3.3	1.2	350	B9A	9	U.S.A.	
8CF40	9.0	0.3	170	10	170	2.8	2.0	400	B9A	5	Tesla	
8ET7	8.0	0.6	200	25	150	5.5	100	60	B9A	10	U.S.A.	
8GN8	8.0	0.6	200	25	150	5.5	100	60	B9A	11	U.S.A.	
9C8	9.0	0.3	170	10	170	2.8	2.0	400	B9A	5	U.S.A.	
9TP4	9.4	0.3	250	10	110	3.5	68	400	B9A	7	Magnadyne	
10HF8	10.5	0.45	250	18	250	2.0	—	—	B9A	11	U.S.A.	
12AU8	12.6	0.3	200	15	125	3.4	82	150	B9A	11	U.S.A.	
12BU8	12.6	0.15	100	2.2	67.5	Sync. &	A.G.C.	T.V.	B9A	12	U.S.A.	
12BX6	12.6	0.15	170	10	170	2.5	2	400	B9A	13	U.S.A.	
12EQ7	12.6	0.15	100	9	100	3.5	0	250	B9A	14	U.S.A.	
12F8	12.6	0.15	12.6	1.0	12.6	0.38	0	330	B9A	15	Toshiba	
12FR8	12.6	0.32	12.6	1.9	12.6	0.7	0.8	400	B9A	16	U.S.A.	
12J8	12.6	0.35	12.6	14.0	12.6	3.0	0	4	B9A	17	Brimar	
17FL8	17.0	0.11	200	11.0	100	3.3	1.5	600	B9A	18	U.S.A.	
17HC8	17.0	0.44	250	38.0	250	3.0	18.0	55	B9A	19	U.S.A.	
18D2	9.45	0.3	170	10	125	3.5	1.65	—	B9A	20	Brimar	
18D3	6.3	0.45	150	7	150	2.2	2	350K	B9A	21	Brimar	
19EH7	18.9	0.1	200	12	90	4.2	2	500	B9A	13	U.S.A.	
19EJ7	18.9	0.1	200	10	200	3.8	2.5	350	B9A	13	U.S.A.	
19FL8	19.0	0.1	200	11	100	3.3	1.5	600	B9A	18	U.S.A.	
20EQ7	20.0	0.1	100	9	100	3.5	0	250	B9A	14	U.S.A.	
20R-DHVI1	20.0	0.4	250	9.0	100	3.0	1.0	250	B9A	2	Toshiba	
30C17	7.4	0.3	170	6.4	155	2.0	—	—	B9A	22	Mazda	
30F27	3.7	0.3	170	13.5	140	1.7	1.25	—	B9A	13	F. Mazda	
30FL12	10.0	0.3	250	10	180	—	—	—	B9A	23	Mazda	
30FL13	10.0	0.3	250	10	180	—	—	—	B9A	23	Mazda	
32A8	32.0	0.15	170	41	170	8.0	11.5	16	B9A	19	U.S.A.	
50RP1	50.0	0.15	200	9	100	2.0	1.0	400K	B9A	24	Magnadyne	
6486	6.3	0.25	120	4	120	3.3	2.0	—	B9A	25	U.S.A.	
7239	6.3	0.3	300	10.5	100	2.6	5.0	300	B9A	26	U.S.A.	
7643	6.3	0.33	170	10.0	170	2.8	155	400	B9A	21	U.S.A.	
7716	13.6	0.35	200	24	125	5.2	68	70	B9A	11	U.S.A.	
7721	6.3	0.32	190	22	160	6.0	+10	120	B9A	27	U.S.A.	
7722	6.3	0.315	190	20	160	6.0	+8	100	B9A	27	U.S.A.	
7731	6.3	0.45	250	10	110	3.5	1	400	B9A	28	U.S.A.	
7734	6.3	0.9	150	5.5	150	1.7	2.0	340	B9A	31	U.S.A.	
7737	6.3	0.32	190	13.0	150	3.3	+9	90	B9A	27	U.S.A.	
7788	6.3	0.34	135	35	155	5.0	+11.5	70	B9A	29	U.S.A.	
CV4085	6.3	0.2	250	3.0	140	0.6	2.0	2500	B9A	30	G.E.C.	
CV4086	6.3	0.2	250	3.0	140	0.6	2.0	2500	B9A	30	G.E.C.	
E180F	6.3	0.3	190	13.0	160	3.3	+9	90	B9A	27	European	
E186F	6.3	0.32	190	13.0	150	3.3	+9	90	B9A	27	European	
E282F	6.3	0.315	125	35.0	125	11.0	1.8	—	B9A	29	European	
E810F	6.3	0.34	135	35	165	5.0	+11.5	70	B9A	29	European	
E7026	6.3	0.3	170	10.0	170	2.5	2	400	B9A	13	E. European	
E7027	6.3	0.2	250	3.0	140	0.6	2	2500	B9A	30	E. European	
E7050	6.3	0.3	250	9.0	100	2.7	2	1000	B9A	18	E. European	
E7051	6.3	0.45	170	10.0	110	3.5	1	400	B9A	21	E. European	
E7056	9.5	0.3	170	10.0	110	3.5	1	400	B9A	21	E. European	
E7057	19.0	0.1	250	9.0	100	2.7	2	1000	B9A	18	E. European	
E7078	6.3	0.2	250	9.0	100	3.0	2	1000K	B9A	33	E. European	
E7079	12.6	0.1	170	12.0	100	4.4	1	300K	B9A	33	E. European	
E7108	6.3	0.2	250	3.0	140	0.5	2	2500K	B9A	30	E. European	
E7109	6.3	0.3	180	13.0	150	3.0	1.1	35K	B9A	27	E. European	
E7110	6.3	0.3	250	10.0	250	2.8	3.5	650K	B9A	13	E. European	
E7145	6.3	0.2	50	1.85	50	0.54	2.0	—	B9A	30	E. European	
ECF86	6.3	0.385	170	10.0	150	3.3	1.2	350	B9A	9	European	
ECF804	6.3	0.45	150	7.0	150	2.2	2	350	B9A	21	Brimar	
ECH84	6.3	0.3	135	1.7	14.0	0.9	0	—	B9A	32	European	
EF811	6.3	0.3	170	11.5	90	2.8	1.5	—	B9A	13	European	
EF812	6.3	0.34	170	10.0	170	2.6	1.8	—	B9A	35	European	
EF814	6.3	0.3	170	10.0	170	2.7	1.9	—	B9A	13	European	
EF866	6.3	0.2	250	3	140	0.5	2	2500	B9A	30	European	

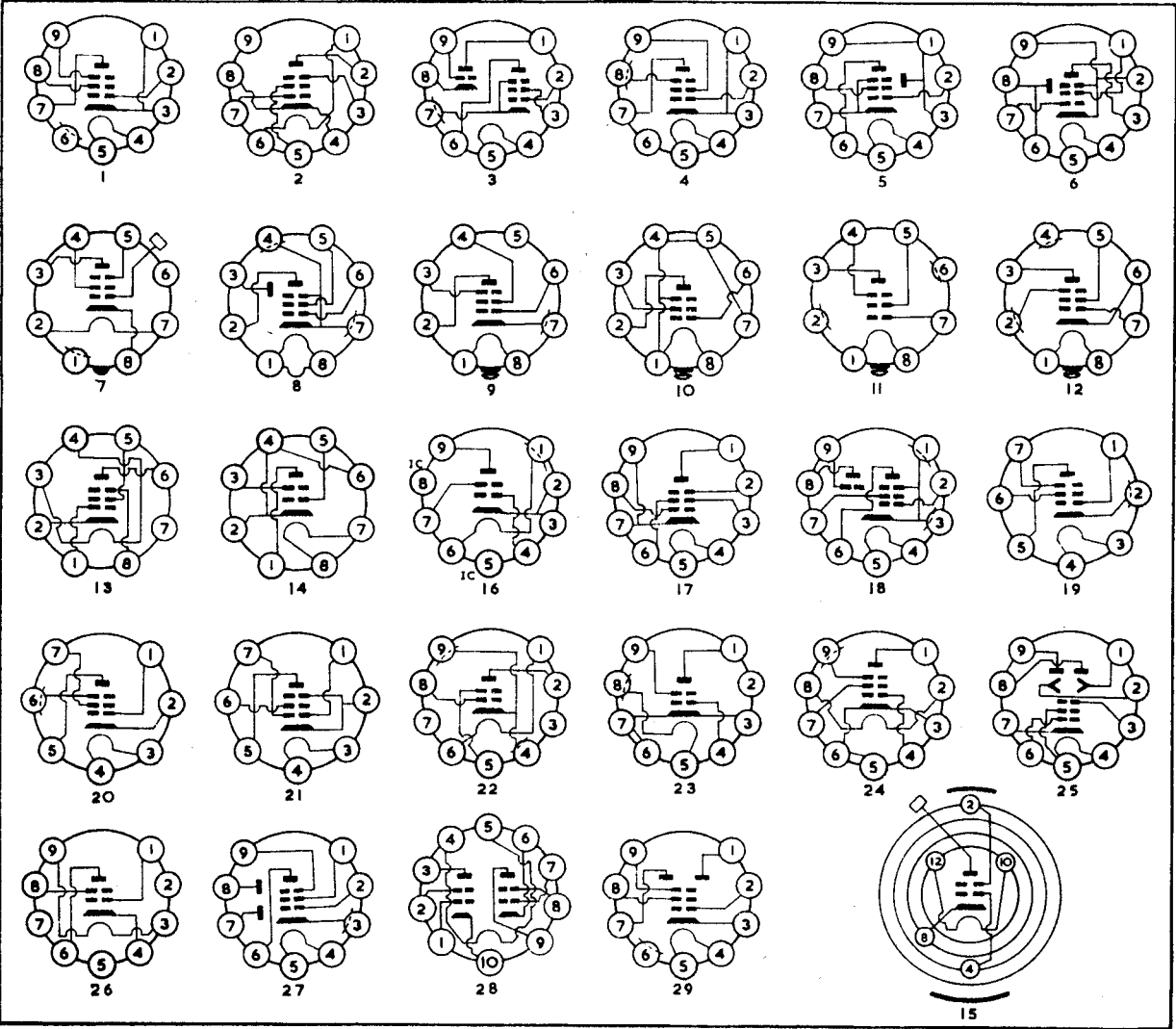
SCREENED TETRODES and PENTODES—Contd.

Type	FILAMENT or HEATER		ANODE		SCREEN		Neg. Grid Volts	ra KΩ	gm mA/V	BASE		Maker
	Volts	Amps	Volts	1/mA	Volts	1/mA				Type	Ref.	
PCE80	10.0	0.3	250	10	180	—	—	—	12.5	B9A	23	European
PCE82	10.0	0.3	250	10	180	—	—	—	12.5	B9A	23	European
PCE800	9.4	0.3	170	10	170	—	2.0	—	7.5	B9A	23	European
PCF86	8.0	0.3	170	10.0	150	3.3	1.2	350	12.0	B9A	9	European
PCF87	7.4	0.3	170	6.4	155	2.0	—	—	15.0	B9A	22	European
PCF800	9.0	0.3	200	7.6	138	2.3	—	—	8.5	B9A	22	European
PF86	4.5	0.3	250	3.0	140	0.6	2	2500	2.0	B9A	30	European
PTT216	6.3	0.3	150	12.3	150	3.7	1.75	230	13.5	B9A	34	French
UF183	18.9	0.1	200	12.0	90	4.2	2	500	12.5	B9A	13	European
UF184	18.9	0.1	200	10.0	200	3.8	2.5	350	15.0	B9A	13	European
XCF80	4.5	0.6	170	10.0	170	2.8	2	400	6.2	B9A	21	European
XCF82	4.7	0.6	170	10.0	110	3.5	1	400	5.2	B9A	21	European
XF80	3.5	0.6	170	10.0	170	2.5	2	400	7.4	B9A	13	European
XF85	3.15	0.6	250	8.0	85	2.0	1.8	500	5.7	B9A	13	European
XF86	2.15	0.6	250	3.0	140	0.6	2	2500	2.0	B9A	30	European
XF183	3.15	0.6	200	12	90	4.2	2	500	12.5	B9A	13	European
XF184	3.15	0.6	200	10	200	3.8	2.5	350	15.0	B9A	13	European



SCREENED TETRODES and PENTODES—Contd.

Type	FILAMENT or HEATER		ANODE		SCREEN		Neg. Grid Volts	r _a KΩ	g _m mA/V	BASE		Maker
	Volts	Amps	Volts	1/mA	Volts	1/mA				Type	Ref.	
YF183	4.2	0.45	200	12	90	4.2	2	500	12.5	B9A	1	European
YF184	4.2	0.45	200	10	200	3.8	2.5	350	15.0	B9A	1	European
Z749	6.3	0.3	170	10	170	2.6	1.9	—	9.2	B9A	1	G.E.C.
6Э5Π	6.3	0.45	150	45	150	12.0	—	—	31.0	B9A	2	U.S.S.R.
6Φ1	6.3	0.45	170	10	170	2.8	2.0	400	6.2	B9A	3	U.S.S.R.
6Ж9Π	6.3	0.32	150	20	150	4.5	—	150	22.0	B9A	4	U.S.S.R.
6Ж10Π	6.3	0.3	200	6.5	100	3.5	—	100	9.5	B9A	4	U.S.S.R.
6Ж11Π	6.3	0.45	150	25	150	8.0	—	100	28.5	B9A	4	U.S.S.R.
6Ж20Π	6.3	0.45	150	18	150	4.0	1.1	—	17.0	B9A	5	U.S.S.R.
6Ж21Π	6.3	0.35	150	17	150	4.0	1.1	—	17.0	B9A	6	U.S.S.R.
6Ж22Π	6.3	0.48	150	28	150	7.0	0.8	—	30.0	B9A	6	U.S.S.R.
5A/157D	6.3	0.2	250	3.0	100	0.8	3.0	1000	1.65	I.O.	7	S.T.C.
PTT203P	18.0	0.4	200	35.0	200	5.0	5.0	43	8.5	I.O.	7	French
D121	12.6	0.1	250	5.0	125	1.6	2	1200	1.8	B8A	8	French
C30	6.3	0.4	220	16.0	150	3.0	250	250	6.5	B8G	9	Siemens
1Ж2Π	1.2	0.03	70	1.1	70	0.6	0	—	0.47	B8G	10	U.S.S.R.
2Ж27Π	2.2	0.057	120	1.9	45	0.4	0	700	1.25	B8G	11	U.S.S.R.
2Ж28Л	2.3	0.028	120	1.9	45	0.5	0	1800	1.2	B8G	11	U.S.S.R.
4Ж1Л	4.2	0.225	150	2.0	75	0.5	2.4	1000	1.5	B8G	12	U.S.S.R.
6Ж1Л	6.3	0.15	150	2.0	75	0.5	2.4	1000	1.5	B8G	12	U.S.S.R.
12Ж1Л	12.6	0.075	150	2.0	75	0.5	2.4	1000	1.5	B8G	12	U.S.S.R.
PTT202P	18.0	0.085	200	8.0	200	1.6	2.2	800	5.5	F8A	13	French
PTT244P	18.0	0.14	150	24.0	150	5.0	1.5	30	27.0	F8A	14	French
6C9	6.3	0.4	125	10	80	1.5	1.0	100	8.0	10 pin	30	U.S.A.
17C9	16.8	0.15	125	10	80	1.5	1.0	100	8.0	10 pin	30	U.S.A.
7587	6.3	0.15	125	10	50	2.7	68	200	10.6	Nuvistor	15	U.S.A.
A2674	6.3	0.45	190	23.4	150	9.6	1.4	36	32	B9D	16	G.E.C.
F55L	6.3	0.6	125	50.0	125	10.0	2.0	20	45.0	B9D	17	Mullard
5GX6	4.7	0.6	150	3.7	100	3.0	180Ω	140	3.7	B7G	19	U.S.A.
6GX6	6.3	0.45	150	3.7	100	3.0	180Ω	140	3.7	B7G	19	U.S.A.
6MR12	6.3	0.3	250	10.0	250	2.6	160Ω	1000	7.5	B7G	20	Japanese
19MV5	19.0	0.1	120	10.0	120	2.8	2	—	3.5	B7G	21	Japanese
6BP16	6.3	0.6	150	50.0	150	20.0	27Ω	18	26.5	B9A	22	Japanese
6BR22	6.3	0.45	135	25.0	135	8.7	+9.5	45	31.5	B9A	23	Japanese
6BR23	6.3	0.45	135	26.0	135	8.0	+9.5	75	34.0	B9A	24	Japanese
6F29	6.3	0.3	170	12.0	90	4.5	2.0	500	12.5	B9A	1	Thorn-A.E.I.
6F30	6.3	0.3	200	10.0	200	4.1	2.5	380	15.4	B9A	1	Thorn-A.E.I.
6JH8	6.3	0.5	250	14.0	250	1.5	220Ω	—	4.4	B9A	25	U.S.A.
6RR21	6.3	0.3	150	13.5	150	3.6	100Ω	60	15.0	B9A	26	Japanese
19FL8	19.0	0.1	250	9.0	100	2.7	2.0	1000	3.8	B9A	27	U.S.A.
ECF802	6.3	0.45	100	6.0	100	1.7	1.0	180	5.5	B9A	3	European
EF816	6.3	0.3	200	2.9	50	1.8	0.5	—	—	B9A	29	European
PCF801	8.0	0.3	170	10.0	120	3.0	1.2	350	10.5	B9A	18	Mullard
PCF802	9.0	0.3	100	6.0	100	1.7	1.0	180	5.5	B9A	3	European
PCF806	8.0	0.3	170	10.0	150	3.3	1.2	350	12.0	B9A	18	Mullard



ADDITIONAL TRIODE AMPLIFIERS TOO LATE FOR CLASSIFICATION

Type	FILAMENT or HEATER		ANODE		Neg. Grid Volts	ra KΩ	gm mA/V	Amp Factor	RK Ω	BASE Type	Ref.	Maker
	Volts	Amps	Volts	1/mA								
4FS7	4.6	0.6	100	14.0	3.0	3.1K	5.5	17	—	B9A	1	U.S.A.
6FR7	6.3	0.925	250	1.4	3.0	40.0K	1.6	68	—	B9A	2	U.S.A.
			150	50.0	20.0	0.75K	7.2	5.4	—	—	—	—
6HZ8	6.3	1.125	200	3.5	2.0	17.5K	4.0	70	—	B9A	3	U.S.A.
6JC8	6.3	0.45	125	12.0	1.0	6.0K	6.5	40	—	B9A	4	U.S.A.
6JE8	6.3	0.78	200	4.5	2.0	16.6K	4.2	70	—	B9A	3	U.S.A.
6JV8	6.3	0.6	200	4.0	2.0	17.5K	4.0	70	—	B9A	3	U.S.A.
8HG8	8.0	0.3	100	14.0	3.0	3.1K	5.5	17	—	B9A	1	U.S.A.
8JE8	8.2	0.6	200	4.5	2.0	16.6K	4.2	70	—	B9A	3	U.S.A.
10FR7	9.7	0.6	250	1.4	3.0	40.0K	1.6	68	—	B9A	2	U.S.A.
			150	50.0	20.0	0.75K	7.2	5.4	—	—	—	—
11JE8	10.9	0.45	200	4.5	2.0	16.6K	4.2	70	—	B9A	3	U.S.A.
13FR7	13.0	0.45	250	1.4	3.0	40.0K	1.6	68	—	B9A	2	U.S.A.
			150	50.0	20.0	0.75K	7.2	5.4	—	—	—	—
14JG8	14.0	0.15	250	2.0	2.0	41.0K	2.2	90	—	B9A	5	U.S.A.
19HV8	18.9	0.15	100	0.8	1.0	54.0K	1.3	70	—	B9A	6	U.S.A.
6528	6.3	5.0	100	185.0	4.0	0.24K	37.0	9.0 D.C. Amp.	I.O.	—	7	U.S.A.
7235	6.3	0.3	1500	1.5	1.0	—	0.85	D.C. Amp.	B9A	8	U.S.A.	
7802	6.3	2.5	100	115	4.0	0.42K	20.0	8.5	I.O.	7	U.S.A.	
7803	6.3	0.365	90	15	1.3	2.6K	12.5	33	—	B9A	9	U.S.A.
7861	12.6	0.175	150	8.2	—	6.4K	5.5	35	240	B9A	10	U.S.A.
7892	6.3	0.9	Pulse Amp.		—	—	—	—	—	B9A	11	U.S.A.
	12.6	0.45										

ADDITIONAL SCREENED TETRODES AND PENTODES

Type	FILAMENT or HEATER		ANODE		SCREEN		Neg. Grid Volts	ra KΩ	gm mA/V	BASE Type	Ref.	Maker
	Volts	Amps	Volts	1/mA	Volts	1/mA						
4FS7	4.6	0.6	170	10	150	3.3	1.2	350K	1.2	B9A	1	U.S.A.
6ET7	6.3	0.75	200	25	150	5.5	100Ω	60K	11.5	B9A	27	U.S.A.
6HZ8	6.3	1.125	250	29	170	6.0	100Ω	140K	12.6	B9A	3	U.S.A.
6JC8	6.3	0.45	125	9	125	2.2	1.0	300K	5.5	B9A	4	U.S.A.
6JE8	6.3	0.78	250	22	170	4.0	82Ω	140K	12.0	B9A	3	U.S.A.
6JV8	6.3	0.6	125	22	125	4.0	1.0	100K	11.5	B9A	3	U.S.A.
8HG8	8.0	0.3	170	10	150	3.3	1.2	350K	12.0	B9A	1	U.S.A.
8JE8	8.2	0.6	250	22	170	4.0	82Ω	140K	12.0	B9A	3	U.S.A.
11JE8	10.9	0.45	250	22	170	4.0	82Ω	140K	12.0	B9A	3	U.S.A.
19HV8	18.9	0.15	125	12	125	4.0	1.0	200K	6.5	B9A	6	U.S.A.
7234	6.3	0.15	1500	5	150	2.0	1.0	1M	3.8 D.C. Amp.	B9A	28	U.S.A.
7548	6.3	0.7	300	18	50	2.0	1.5	—	26.0	B9A	29	U.S.A.
7763	6.3	0.3	90	4.2	250	3.1	I.F. Amp. limiter	—	—	B9A	30	U.S.A.
7851	2.5	0.2	11	0.016	11.0	—	2.2	1.7M	0.04	B7G	31	U.S.A.

SUBMINIATURES AND VALVES WITHOUT BASES

Type	FILAMENT or HEATER		ANODE		SCREEN		Neg. Grid Volts	ra (KΩ)	gm (mA/V)	
	Volts	Amps	Volts	1/mA	Volts	1/mA				
6771	Triode	6.3	0.57	250	25	—	—	1.6	3.9K	23
6897	Triode	6.3	1.05	900	90	—	—	40.0	Class C Amplifier	—
7391	Triode	6.3	0.385	175	10	—	—	1.5	5.65K	11.0
7486	Triode	6.3	0.24	150	7.5	—	—	82Ω	8.5K	10.5
7625	Triode	6.3	0.215	150	0.95	—	—	1KΩ	57K	1.4
7644	Triode	6.3	0.3	175	10.0	—	—	—	7.3K	15.0
7720	Triode	6.3	0.24	150	7.5	—	—	82Ω	8.5K	10.5
7784	Triode	6.3	0.3	175	10.0	—	—	—	7.3K	15.0
7841	Diode	6.3	0.215	350 P.I.V. 5mA. D.C.		—	—	—	—	—
7979	Triode	1.25	0.25	Indicator D.C. Anode		3mA. max.	—	—	—	—
7994	Triode	6.3	0.3	100	15	—	—	82Ω	2.5K	18.0
7995	Pentode	6.3	0.3	150	8	150	2.0	100Ω	100K	13.0

ADDITIONAL OUTPUT VALVES TOO LATE FOR CLASSIFICATION

Type	FILAMENT or HEATER		ANODE		SCREEN		Neg. Grid Volts	ra KΩ	gm mA/V	Anode Load Ω	Output W	Dis %	BASE Type	Ref.	Maker
	Volts	Amps	Volts	1/mA	Volts	1/mA									
2E24	6.3	0.65	250	35	160	2.6	8	—	6.0K	3.9	—	I.O.	12	U.S.A.	
6GJ5	6.3	1.2	250	70	150	2.1	4.2	15.0K	7.1	Horizontal Amp.	—	B9A	13	U.S.A.	
6GM5	6.3	0.8	300	60	300	8.0	10	29.0K	10.2	—	—	B9A	14	U.S.A.	
6GT5	6.3	1.2	250	70	150	2.1	42	15.0K	7.1	Horizontal Amp.	—	B9A	15	U.S.A.	
17GJ5	16.8	0.45	250	70	150	2.1	42	15.0K	7.1	Horizontal Amp.	—	B9A	13	U.S.A.	
17GT5	16.8	0.45	250	70	150	2.1	42	15.0K	7.1	Horizontal Amp.	—	B9A	15	U.S.A.	
26E6	26.5	0.3	200	61	135	3.0	14	18.0K	7.1	2.6K	6.0	I.O.	16	U.S.A.	
28GB5	28.0	0.3	75	440	200	37.0	10	Horizontal Def. Amp.	—	—	—	B9A	17	U.S.A.	
50HC6	50.0	0.15	110	42	115	11.5	62Ω	11.0K	14.6	3.0K	1.4	B7G	18	U.S.A.	
6889	6.3	1.2	250	77	250	3.5	22.5	—	5.4	—	—	I.O.	19	U.S.A.	
7403	6.3	1.7	600	32	300	1.5	825Ω	—	6.0	D.C. Amp.	—	I.O.	20	U.S.A.	

ADDITIONAL OUTPUT VALVES TOO LATE FOR CLASSIFICATION—Contd.

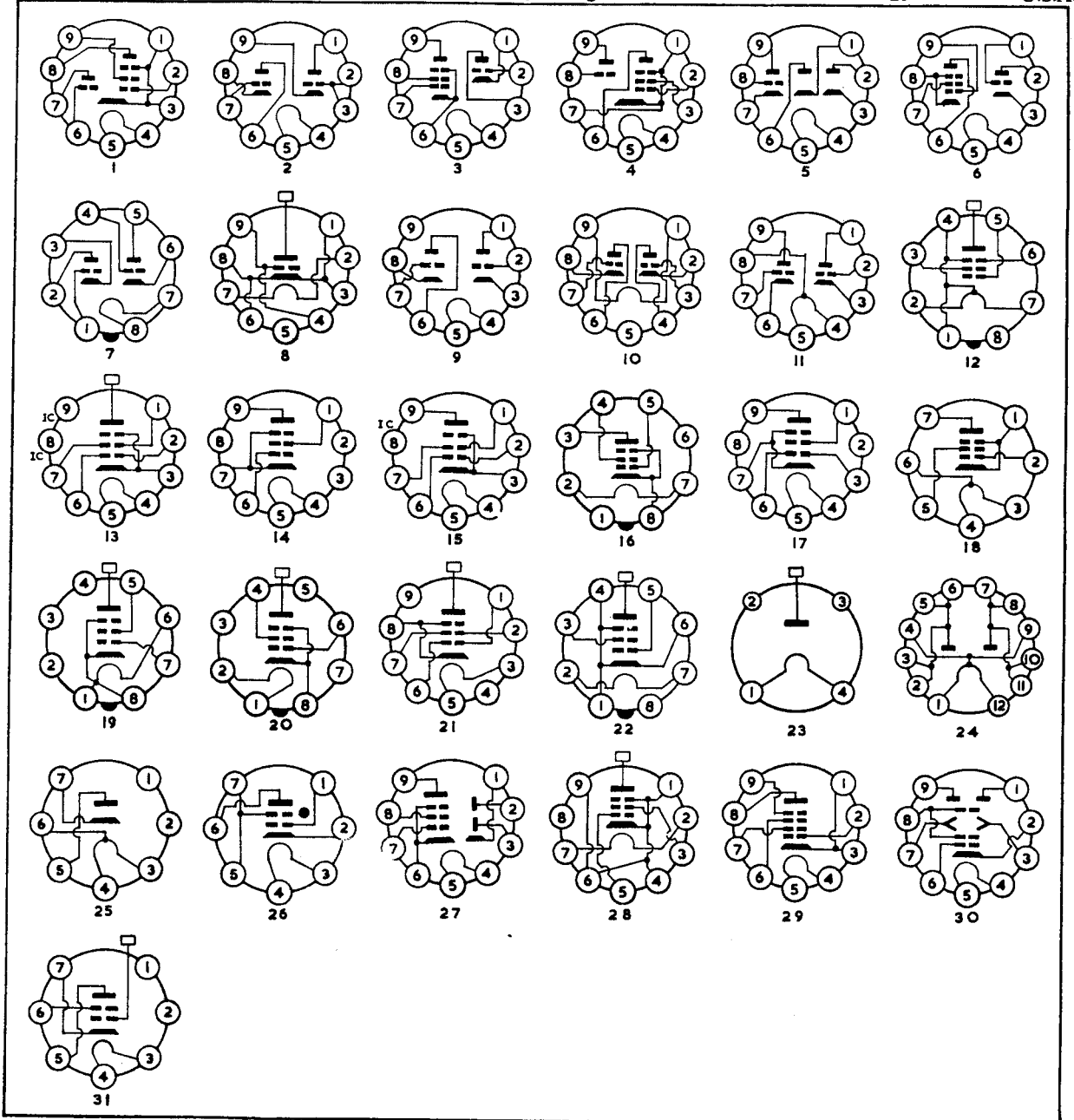
Type	FILAMENT or HEATER		ANODE		SCREEN		Neg. Grid	r_a	gm	Anode Load	Output	Dis %	BASE Type	Ref.	Maker
	Volts	Amps	Volts	1/mA	Volts	1/mA	Volts	K Ω	mA/V	Ω	W				
7757	6.3	0.6	250	45	250	3.5	12.5	—	4.1	D.C.	Amp.	—	B9A	21	U.S.A.
8032	13.5	0.625	600	22	165	0.6	44	—	—	6.0K	90PP	—	I.O.	22	U.S.A.

ADDITIONAL RECTIFIERS TOO LATE FOR CLASSIFICATION

Type	FILAMENT or HEATER		MAX. VOLTS PER ANODE (RMS)	MAX. 1/mA	MAX. INVERSE PEAK VOLTS	MAX. RESERVOIR CAPACITANCE (50 c/s)	BASE Type	Ref.	Maker
	Volts	Amps							
1Y2	1.5	0.29	—	—	50K P.I.V.	2mA D.C.	UX4	23	U.S.A.
5AZ3	5.0	3.0	600V RMS	—	1.7K P.I.V.	275mA D.C.	B12A	24	U.S.A.
25DK4	25.0	0.15	120V RMS	—	330 P.I.V.	100mA D.C.	B7G	25	U.S.A.

ADDITIONAL THYRATRON

Type	Volts	HEATER Amps	Relay Energiser	BASE Type	Ref.	Maker
6525	6.3	0.15		B7G	26	U.S.A.



NUMERICAL/ALPHABETICAL INDEX

Valve Type	Page No.	Valve Type	Page No.	Valve Type	Page No.	Valve Type	Page No.
1A2M	28	4GS8	32	6EU7	8	6GW8	20
1AU3	26	4GZ5	24	6EU8	9	6GX6	36
1ER20	17	4R-HH2	8		32	6GX8	18
1H3C	14	4R-HH8	8	6EV7	9	6GY6	32
1N2	26	4R-HH9	8	6EW7	9	6GY8	10
1NA31	26	4T1	8	6EZ5	22	6H5C	24
1NE9	32	5A/157D	36	6F25	33	6H7C	14
1R5T	28	5A/178G	17	6F26	33	6H8C	14
1R6	26	5AT4	26	6F28	24	6H9C	14
1S4T	20	5AZ3	39	6F29	36	6H10C	14
1S5T	32	5BC3	26	6F30	36	6H13C	14
1T4T	32	5BRP4	29	6F32V	32	6HB6	20
1Y2	39	5CU4	26	6F40	20	6HC8	10
1Y32T	26	5DJ4	26	6F41	33		33
2CW4	16	5ES8	8	6F60	20	6HF8	10
2DL4	8	5EU8	8	6F80	20		33
2E24	38		32	6FA7	33	6HG8	10
2ER5	8	5EW6	32	6FC7	9		33
2ES5	8	5FC7	8	6FD6	32	6HJ8	33
2FH5	8	5FG7	8	6FD7	9	6HK8	10
2FP4	29		32	6FE5	22	6HS8	33
2FQ5	8	5G-K18	26	6FG5	9	6HZ8	38
2FQ5A	8	5G-K20	26		32	6JC8	38
2FS5	32	5G-K22	26	6FG7	33	6JE8	38
2FY5	8	5G-K24	26	6FH5	8	6JH8	36
2GK5	8	5GM6	32	6FH8	9	6JK8	16
2H1	14	5GX6	36		33	6JV8	38
2HR8	32	5M-HH3	8	6FJ7	15	6K11	15
2L32	20	5R-HH5	16	6FM8	9	6L40	20
2L33	20	5R-K16	26	6FN5	22	6L41	20
2L34	20	5V3A	26	6FQ5	8	6L50V	20
2M2M	20	6A7	28	6FQ5A	8	6M1	18
2NE9	32	6A10C	28	6FQ7	9	6M-D3	19
3A/167M	8	6AL3	26	6FR7	38	6M-D4	19
3AGP4	29	6AW6	32	6FS5	32	6M-E5	18
3AJ8	28	6AX3	26	6FV5	22	6M-E10	18
3AT4A	16	6AY3	26	6FW5	22	6MH1	16
3AW3	26	6B10	16	6FY5	8	6M-HH3	8
3BF6	8	6B32	19	6G-A4	22	6M-L2	8
3BX6	32	6BH3	26	6GB5	22	6M-L4	8
3BY7	32	6BP16	36	6G-B3A	22	6M-P17	20
3D-HH12	17	6BR22	36	6G-B6	22	6M-R12	36
3D-HH13	17	6BR23	36	6G-B7	22	6MP2	24
3DG4	26	6BW4	26	6G-B8	22	6P2	32
3DL4	8	6C2C	14	6G-B9	22	6P4	32
3DT6A	32	6C9	36	6GC5	20	6Q11	15
3EH7	32	6C10	15	6GC6	22	6R-A2	24
3EJ7	32	6CC43	8	6GE5	24	6R-A3	34
3ES5	8	6CH40	28	6G-E7	18	6R-A5	16
3FH5	8	6CQ4	26	6GE8	9	6R-B11	20
3FQ5	8	6CT4	8		33	6R-DHV1	10
3FQ5A	8	6CW4	16	6G-H4	14		34
3FY5	8	6D10	15	6GJ5	38	6RH2	16
3GK5	8	6DB5	20	6GJ8	9	6R-HH2	10
3GS8	32	6DH3	17		33	6R-HH8	10
3S4T	20	6D-HH12	17	6GK5	8	6R-HH9	10
3Y4	20	6D-HH13	17	6GK6	20	6R-HVI	34
4AV6	8	6DL4	8	6G-K17	26	6R-K19	26
4BL8	8	6DM4	26	6GM5	38	6R-P10	20
	32	6DY7	32	6GM6	32	6R-P15	20
4CF6	32	6E4	28	6GM8	9	6R-R8C	34
4CF8	32	6E5C	18	6GN6	32	6R-R21	36
4DL4	8	6EB5	19	6GN8	9	6T1	8
4DT6A	32	6EH7	32		33	6T24	10
4EH7	32	6EJ7	32	6GS8	33	6T26	10
4EJ7	32	6EL7	32	6GT5	20	6T27	10
4ER5	8	6EM7	14		38	6TD32	10
4ES8	8	6EQ7	32	6GV8	9	6TD33	10
4FC7	8	6ES5	8		20	6TD34	10
4FS7	38	6ET1	28	6GW6	22	6TP1	10
4GM6	32	6ET7	38	6GW8	9		34

Valve Type	Page No.	Valve Type	Page No.	Valve Type	Page No.	Valve Type	Page No.
6TP3	10	12AS5	20	16RP4A	29	19R-P11	20
	34	12AU8	10	16TP6	10	19R3	26
6TP4	10		34		20	19U5G	18
	34	12AX3	26	16TP8	10	19XP4	29
6TP5	10	12AY3	26		20	19Y40	26
	34	12BU8	34	17AY3	26	19ZP4	29
6Z40	26	12BX6	34	17AX4GTA	26	20EQ7	34
7AQP4	29	12BZ6	32	17BH3	26	20EZ7	11
7CE40	10	12C2C	14	17C9	36	20R-DHV1	11
7EK7	10	12CD6	22	17CKP4	29		34
7ES8	10	12DL4	10	17CLP4	29	21ACP4A	29
7FC7	10	12DM4	26	17CRP4	29	21AFP4	29
7HG8	10	12DM7	10	17CSP4	29	21ALP4B	29
	34	12DT1	8	17CTP4	29	21ATP4A	29
7M-P18	20	12DT2	8	17CUP4	29	21AVP4B	29
8B8	10	12DT6	32	17CVP4	29	21CYP22/A	29
	20	12E1	23	17CXP4	29	21DEP4A	29
8BM8	10	12E4	28	17D4A	27	21DHP4	29
	20	12E13	23	17DA4	27	21DKP4A	29
8CF40	10	12EQ7	34	17DM4	27	21DLP4	29
	34	12ES5	8	17DQ6B	23	21DNP4A	29
8CW5	20	12ET1	28	17DSP4	29	21DQP4	29
8DX8	10	12F8	34	17DTP4	29	21DRP4	29
	20	12FQ8	10	17DWP4	29	21DSP4	29
8ET7	34	12FR8	10	17DXP4	29	21ES8	11
8FP4	29		34	17DZP4	29	21EVP4	29
8FQ7	10	12FV7	16	17EAP4	29	21EXP4	29
8GN8	10	12FX8	28	17EW8	10	21EYP4	29
	34	12GA6	28	17F6	20	21EZP4	29
8GW8	10	12G-B3	23	17FL8	34	21FAP4	29
	20	12G-B6	23	17FV5	23	21FCP4	29
8HG8	38	12G-B7	23	17GJ5	38	21TE31	19
8HP4	29	12GC6	23	17GT5	20	22ANP4	29
8JE8	38	12GE5	24		38	22AQ3	26
8JK8	16	12GN6	32	17GW6	20	22BH3	26
8JP4	29	12G-K17	26		23	22FC7	11
8KP4	29	12GT5	20	17GW8	10	23ACP4	29
8LP4	29	12GW6	23	17HC8	10	23AHP4	29
8M-P12	20	12H1C	14		34	23AKP4	29
8R-B11	20	12H10C	14	17JK8	16	23ALP4	29
8T27	10	12J8	34	17R7	26	23AMP4	30
8YP4	29	12P1	32	18D2	10	23AQP4	30
9ABC40	10	12P2	32		34	23ARP4	30
9C8	10	12R-K19	26	18D3	10	23ASP4	30
	34	12R-LL3	10		34	23AVP4	30
9FG6	18	13CM5	23	18GD6	32	23AWP4	30
9QP4A	29	13D7	10	18GE6	8	23AYP4	30
9R-A6	20	13EM7	14	18GV8	20	23BCP4	30
9T26	10	13FD7	10	18HB8	10	23BP4	30
9TP4	10	13FR7	38		20	23BQP4	30
	34	14AUP4	29	19A3	26	23CP4	30
10ABP4B	29	14AVP4	29	19ACP4	29	23DP4	30
10BM8	10	14AWP4	29	19AEP4	29	23FP4	30
	20	14GB5	22	19AFP4	29	23GP4	30
10BQ5	20	14GT8	10	19AHP4	29	23HP4	30
10CW5	20	14GW8	10	19AJP4	29	23JP4	30
10DP4	29		20	19ALP4	29	23KP4	30
10DR7	10	14JG8	38	19AQP4	29	23MP4	30
10DX8	10	14QP4	29	19AUP4	29	23NP4	30
	20	14QP4A	29	19AXP4	29	23RP4	30
10EM7	14	14TA31	19	19AYP4	29	23SP4	30
10EW7	10	15BD7A	29	19BFP4	29	23TP4	30
10FD7	10	15EA7	14	19EH7	34	23UP4	30
10FR7	38	15EW6	32	19EJ7	34	23VP4	30
10GW8	10	15F80	20	19EZ8	10	23WP4	30
	20	15TP7	10	19FL8	34	23XP4	30
10HF8	10		20		36	23YP4	30
	34	16AQ3	26	19G5G	18	24ALP4	30
10RP4	29	16CN8	10	19GV8	11	24ANP4	30
11A1	19		20	19HV8	38	24AQP4	30
11E1	22	16DS4	16	19M-R9	32	24ASP4	30
11JE8	38	16GK6	24	19M-R10	32	24ATP4	30
11TA31	19	16GK8	10	19M-V5	36	24ZP4	30
12AH6	32		20	19R-LL1	11	25DK4	39
12AK7	10	16L40	20	19R-LL2	11		

Valve Type	Page No.	Valve Type	Page No.	Valve Type	Page No.	Valve Type	Page No.
25E2	28	5882	27	7643	12	A2744	12
25F7	23	5911	17		34	A2792	12
25G-B6	23	5913	17	7644	38	A2900	12
25QP20	30	6000	24	7683	22	A2913	8
26E6	38	6186	32	7687	12	AC761	17
28GB5	22	6187	32		22	AW21-80	30
	38	6188	14	7688	16	AW43-48	30
30AE3	26	6336	14	7689	16	AW43-89	30
30C17	11	6355	18	7690	16	AW47-10	30
	34	6360	21	7693	32	AW47-90	30
30F27	34	6395	32	7694	32	AW47-91	30
30FL12	12	6417	21	7695	22	AW47-97	30
	20	6486	34	7699	12	AW53-89	30
	34	6525	39	7701	22	AW59-10	30
30FL13	12	6528	38	7716	12	AW59-90	30
	21	6664	8		34	AW59-91	30
	34	6676	32	7717	32	AW59-95	30
30HB8	12	6771	38	7719	12	B349	12
	21	6778	17	7720	38	BF451	24
30L17	12	6845	32	7721	34	C17AF	30
30PL14	12	6853	27	7722	34	C19AH	30
	21	6889	38	7724	12	C19AK	30
31AV3	26	6897	38	7728	12	C21AF	30
32A8	12	6907	17	7729	12	C23AG	30
	21	6932	17	7730	12	C23AK	30
	34	7025A	12	7731	12	C30	36
34GD5	20	7077	17		34	CCa	12
35EH5	20	7079	17	7732	32	CF9C	18
35F4	20	7083	17	7733	22	CK1216	8
35F6	21	7099	17	7734	12	CK1217	28
35FN5	23	7105	15		22	CK1237	17
35FV5	23	7184	24		34	CME1703	30
35GL6	20	7189	21	7737	34	CME1705	30
35HB8	12	7212	24	7738	8	CME1706	30
	21	7233	12	7751	24	CME1901	30
35R1	26	7234	38	7754	22	CME1902	30
35R2	26	7235	38	7757	39	CME1903	30
38R3	26	7239	34	7759	17	CME2104	30
40FR5	20	7266	17	7760	17	CME2301	30
44GW8	12	7296	17	7761	17	CME2302	30
	21	7308	12	7762	17	CME2303	31
45DX8	12	7316	12	7763	38	CV4085	34
	21	7327	17	7784	38	CV4086	34
48A8	12	7355	24	7788	34	D121	36
	21	7358	24	7802	38	DC760	17
	21	7370	12	7803	12	DC761	17
48BQ5	20	7382	8		38	DC762	17
50F2	20	7391	38	7841	38	DCF60	17
50FA5	20	7391	38	7851	38	DL101	24
50FE5	23	7403	38	7861	38	DL761	17
50FK5	20	7405A	30	7867	24	DR960	32
50HC6	38	7406A	30	7868	22	E55L	22
50HK6	24	7408	24	7887	17		36
50R4	26	7430	32	7888	17	E84L	22
50RP1	26	7462	17	7888	17	E88C	16
	34	7486	38	7889	17	E88CC/01	12
58TF1	12	7492	12	7892	38	E130L	24
	21	7498	32	7895	16	E180F	34
	26	7534	24		17	E186F	34
60E3	26	7543	32	7962	17	E188CC	12
60FX5	20	7543	38	7963	17	E282F	34
75C1	19	7548	38	7979	38	E288CC	12
150C4	19	7550	17	7994	38	E810F	34
180QQ44	30	7551	21	7995	38	E7002	26
181QP44	30	7552	17	8032	17	E7003	26
182QP44	30	7553	17	8064	17	E7004	19
350QP44	30	7554	17	8070	17	E7005	26
351QP44	30	7558	21	8071	17	E7006	26
430AB22	30	7561	24	95108	17	E7007	26
430QP44	30	7576	17	A1714	8	E7010	26
431QQ44	30	7581	24	A2521	12	E7011	26
531QQ44	30	7586	16	A2599	12	E7013	8
713A	32	7587	36	A2674	36	E7014	8
1662	20	7588	17	A2688	8	E7015	12
3040	17	7591	24		17	E7017	12
4069	17	7607	24		24		
5516	23	7625	38	A2738	24		

Valve Type	Page No.	Valve Type	Page No.	Valve Type	Page No.	Valve Type	Page No.
E7019	12	E7144	13	PC96	8	UCC89	14
E7020	12	E7145	34	PC97	8	UCL86	14
E7022	12	EA53	17	PCC89	14		22
E7023	12	EAM86	18	PCC805	14	UF183	35
E7024	12	EC88	13	PCC806	14	UF184	35
E7025	12	EC96	8	PCE80	14	UY89	26
E7026	34	EC97	16		22	WE731A	32
E7027	34	EC98	8		35	X107	28
E7032	24	EC157	17	PCE82	14	XAA91	19
E7033	22	EC158	17		22	XC12	17
E7034	22	EC162	16		35	XC15	17
E7035	22	EC360	15	PCE800	14	XC17	17
E7036	22	EC561	17		22	XC18	17
E7040	24	EC806S	13		35	XC20	18
E7041	22	ECC89	13	PCF86	14	XC22	18
E7043	22	ECC186	13		35	XC23	18
E7044	22	ECC282	13	PCF87	14	XC24	18
E7045	22	ECC803S	13		35	XC25	18
E7046	18	ECC804	13	PCF800	14	XC26	18
E7047	18	ECC807	13		35	XC88	14
E7048	12	ECC813	13	PCF801	16	XC95	8
E7049	12	ECF86	13		36	XCC82	14
E7050	34		34	PCF802	16	XCC89	14
E7051	12	ECF802	16		36	XCF80	14
	34		36	PCF806	16		35
E7052	28	ECF804	13		36	XCF82	14
E7053	12		34	PCL85	14		35
	22	ECH84	13		22	XCH81	28
E7054	12		34	PCL86	14	XCL82	14
E7055	12	ECL85	14		22		22
	22		22	PCL88	14	XCL84	14
E7056	12	ECL86	14		22		22
	34	ECLL800	22	PCL800	16	XCL86	14
E7057	34		16		24		22
E7058	28		24	PF86	35	XF80	35
E7059	12	EF761	17	PL11	24	XF85	35
	22	EF811	34	PL136	24	XF86	35
E7060	8	EF812	34	PL300	24	XF94	32
E7062	32	EF814	34	PL302	24	XF183	35
E7064	28	EF816	36	PL500	22	XF184	35
E7065	17	EF866	34	PTT122P	16	XFR5	18
E7066	32	EH960	28	PTT202P	36	XFY15	18
E7071	26	EL86F	24	PTT203P	36	XFY54	18
E7072	26	EL136	24	PTT216	35	XL36	24
E7073	26	EL183	22	PTT244P	36	XL84	22
E7074	12	EL300	24	PY33	27	XL86	22
E7075	12	EL500	22	PY300	27	XL136	24
E7076	12	EL502	24	PY800	26	XL500	22
E7078	12	EM84A	18	PY801	26	XR4	18
	34	EM87	18	R20	26	XY88	26
E7079	34	EMM802	18	R5559	14	YC88	14
E7081	24	EY89	26	RH6C	17	YC95	8
E7082	18	EY3000	28	RH7C	17	YCC89	14
E7087	12	EY3000N	28	SR2662A	17	YCL82	14
	22	FL152	24	ST85/10	19		22
E7088	12	GA560	17	ST105/30	19	YCL84	14
	22	KST125	17	STV75/40	19		22
E7095	17	KST150	17	STV108/30	19	YCL86	14
E7096	17	KT77	24	STV150/30	19		22
E7097	17	M3057	22	TE2	27	YF183	36
E7098	17	M8248	8	TE3	27	YF184	36
E7108	34	MW43-61A	31	TE5	27	YL84	22
E7109	34	N155	22	U60	27	YL86	22
E7110	34	06F90	17	U193	26	YY88	26
E7120	15	PC88	14	UC88	14	Z749	36
E7143	8	PC93	8	UC96	8		

RUSSIAN INDEX

Type	Page No.	Type	Page No.
1Б2П	32	6П14П	22
1С12П	8	6П15П	22
1К2П	32	6П18П	22
1П3Б	18	6Ц4П	26
1П4Б	18	6Ц5С	28
1Ц11П	26	6Ц10П	26
1Ж2П	36	6Ц13П	26
2П1	24	6Х2П	19
2П1М	24	6Ж1Л	36
2П3	24	6Ж9П	36
2П29П	32	6Ж10Б	18
2Ж27П	32	6Ж10П	36
2Ж27П	36	6Ж11П	36
2Ж28Л	36	6Ж20П	36
4Ж1Л	36	6Ж21П	36
5Ц4М	27	6Ж22П	36
6А5Б	28	10ЛК2Б	31
6В1П	18	12М1П	14
6С3Б	18	12П6	24
6С3П	14	12Ж1Л	36
6С4Б	14	13ЛК2Б	31
6С4П	14	16П18П	32
6С5Д	14	18ЛК2Б	31
6Е1П	18	18ЛК4Б	31
6Э5П	36	18ЛК5Б	31
6Ф1	36	23ЛК2Б	31
6Ф1П	14	30ЛК1Б	31
6Н3П	8	30Ц6С	28
6Н3П	14	31ЛК2Б	31
6Н4П	14	35ЛК2Б	31
6Н5П	14	43ЛК2Б	31
6Н6П	14	53ЛК2Б	31
6Н14П	14	СГ1П	19
6Н16Б	14	СГ2С	19
6Н17Б	14	СГ2П	19
6И1М	28	СГ3С	19
6И14М	28	СГ4С	19
6П2	24	СГ5В	18
6П3С	24	СГ7С	18
6П6Б	24	СГ8С	18
6П13С	24	О6Ж6В	18

BERNARDS AND BABANI PRESS RADIO BOOKS

BP1	Handbook of Transistor Equiv. and Substitutes	40p
BP2	Handbook of Radio, T.V. & Industrial Tube & Valve Equiv.	40p
BP3	Handbook of Tested Transistor Circuits	40p
BP4	International Handbook of the Worlds Short Wave, Med and Long Wave Radio Stations & FM & TV Listings	35p
BP5	Boys Book of Simple Transistor Circuits	35p
BP6	Engineers & Machinists Reference Tables	20p
BP7	Radio & Electronic Colour Codes & Data Chart	15p
96	Crystal Set Construction	8p
100	A Comprehensive Radio Valve Guide, Book 1	30p
121	A Comprehensive Radio Valve Guide, Book 2	30p
126	Boys Book of Crystal Sets and Simple Circuits	18p
129	Universal Gram-Motor Speed Indicator	8p
138	How to Make F.M. and TV Aerials, Bands 1, 2, 3.	18p
141	Radio Servicing for Amateurs	20p
143	A Comprehensive Radio Valve Guide, Book 3	30p
146	High Fidelity Loudspeaker Enclosures	37½p
147	Practical Tape Recording Handbook	30p
149	Practical Stereo Handbook	30p
150	Practical Radio Inside Out	40p
156	Transistor Circuits Manual, No. 1	15p
157	A Comprehensive Radio Valve Guide, Book 4	30p
160	Coil Design and Construction Manual	30p
161	Radio, T.V. and Electronics Data Book	25p
163	Transistor Circuits Manual, No. 2	15p
165	Hartley on Hi-Fi, Book 1 - Radio Tuners	30p
168	Transistor Circuits Manual, No. 4	15p
170	Transistor Circuits for Radio Controlled Models	40p
171	Super Sensitive Transistor Pocket Radio	20p
173	Practical Transistor Audio Amplifiers, Book 1	20p
174	Transistor Subminiature Receivers	32½p
175	Transistor Test Equipment & Servicing Manual	25p
176	Manual Transistor Audio Amplifiers	40p
177	Modern Transistor Circuits for Beginners	40p
178	A Comprehensive Radio Valve Guide, Book 5	30p
181	22 Tested Circuits using Micro Alloy Transistors	25p
183	How to Receive Foreign TV Programmes on your set by simple Modifications	32½p
184	Tested Transistor Circuits Manual No. 3	20p
185	Tested Shortwave Receiver Circuits using MAT's	30p
187	The TSL Mark "4" Valved F.M. Tuner and its Construction	20p
191	Practical Car Radio Handbook	30p
501	ABC's of Magnetism	30p
502	ABC's of Missile Guidance	30p
RCC	Resistor Colour Code Disc Calculator	10p

FORTHCOMING TITLES

BP8	Sound and Loudspeaker Manual	50p
BP9	38 Practical Tested Diode Circuits for the Home Constructor.	35p
BP10	Modern Crystal Set Circuits for Beginners	35p
BP11	Practical Transistor Novelty Circuits	40p
BP12	Hi-Fi, P.A. and Discotheque Amplifier Design Handbook	75p

BABANI PRESS AND BERNARDS (PUBLISHERS) LIMITED
 The Grampians, Western Gate, Shepherds Bush Road,
 London W6 7NF Tel: 01-603 2581/7296