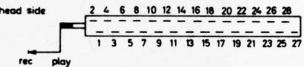


4404

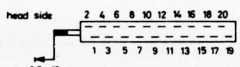
Sk 1	
closed contact at	
recording	playback
1-8	2-4-8
4-5	11-19
7-8-9-10-14	15-16
11-12	18-20
17-23	21-22-23
18-22	26-28
19-21	
20-24	
25-26-27	



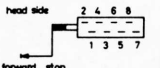
Sk 101	
closed contact at	
recording	playback
101-106	101-103
104-105	102-104-108
107-108-109-110-114	111-119
111-112	115-116
117-123	118-120
118-122	121-125
120-124	122-123
119-121	127-128
126-128	



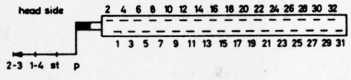
Sk 2	
closed contact at	
9.5 cm/s	19 cm/s
203-205-206	201-205-207
204-206-210	202-206-208
213-217	
214-218	



Sk 3	
closed contact at	
forward	stop
301-303	303-306-307
302-308	
304-305	

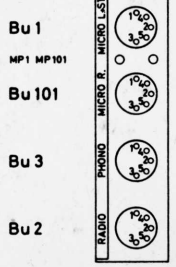


Sk 4			
closed contact at			
track 2-3	track 1-4	stereo	parallel
401-403	401-403	403-405	401-403
402-404	402-404	404-406	402-404
410-412	411-413	407-408	
411-413	412-414	409-410-411	415-417
416-418	415-417	412-414	
419-421	416-418	415-417	
420-422	421-422	421-422	419-421
425-427	421-422	423-425	
426-428	424-426	424-426	
		427-429	
		428-430	
		431-432	

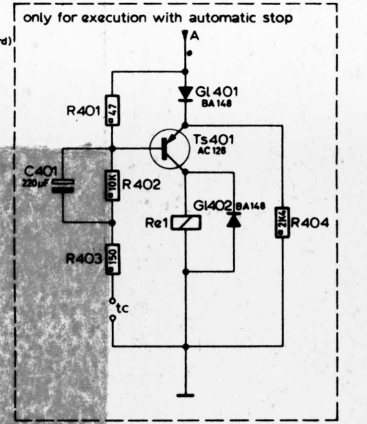
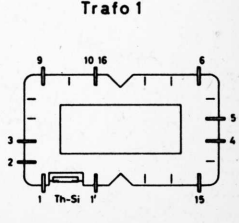
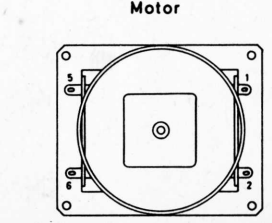
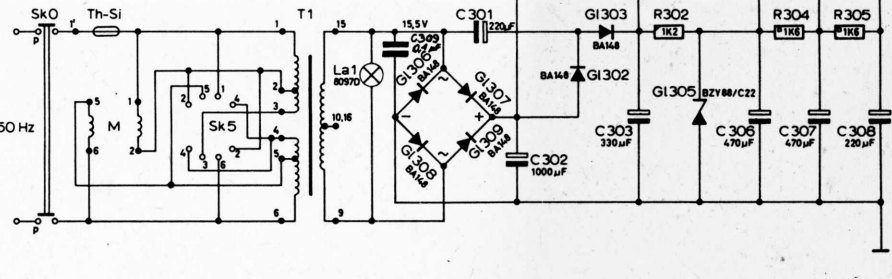
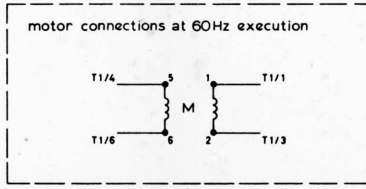
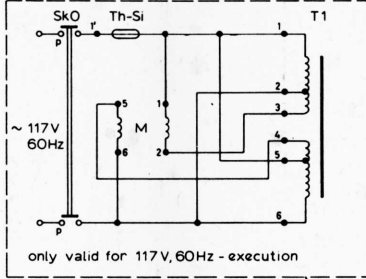
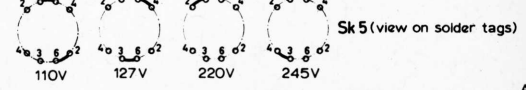
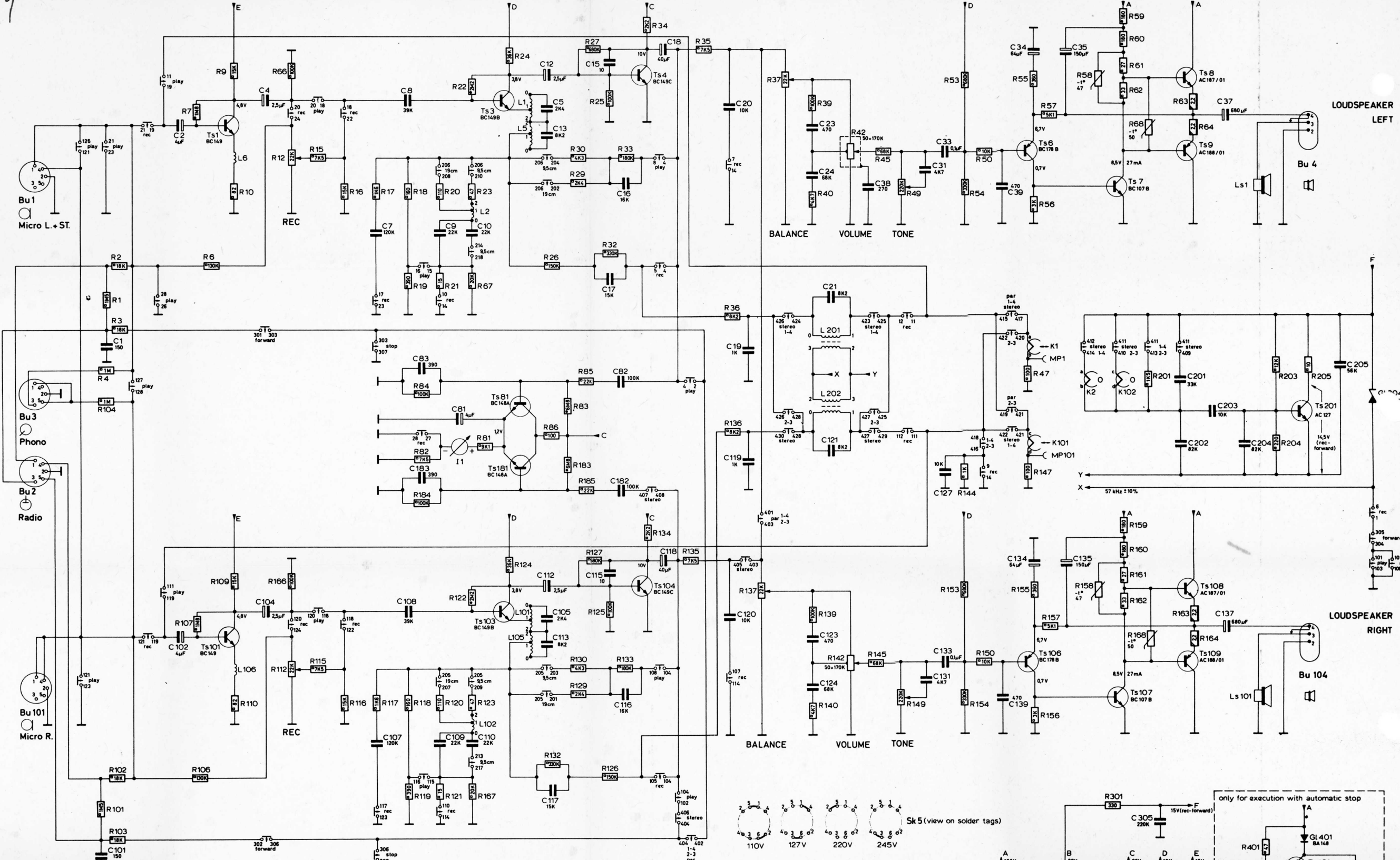
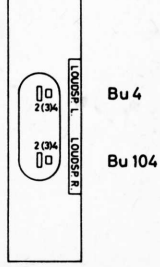


contact springs viewed from the print side


Sk	function
0	mains switch
1	rec/play switch left channel
101	rec/play switch right channel
2	speed selector
3	forward switch
4	track selector
5	voltage adapter



socket brackets viewed from the plug-in side



all voltages are measured with an instrument of 40000Ω/V with respect to chassis and the apparatus in the "STOP"-position



3103 206 01561