

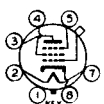


6U7-G

6U7-G
★

TRIPLE-GRID SUPER-CONTROL AMPLIFIER

Heater [■]	Coated Unipotential Cathode [#]		
Voltage	6.3	a-c or d-c volts	
Current	0.3	amp.	
Direct Interelectrode Capacitances: ^o			
Grid to Plate	0.007 max.	0.007 max.	μf
Input	5	5	μf
Output	9	9	μf
Overall Length		4-5/8" to 4-7/8"	←
Seated Height		4-1/16" to 4-5/16"	←
Maximum Diameter		1-9/16"	
Bulb		ST-12	
Cap		Skirted Miniature	
Base		Small Shell Octal 7-Pin	
Pin 1 - No Connection		Pin 5 - Suppressor	
Pin 2 - Heater		Pin 7 - Heater	
Pin 3 - Plate		Pin 8 - Cathode	
Pin 4 - Screen		Cap - Grid	
Mounting Position		Any	



BOTTOM VIEW (G-7R)

AMPLIFIER

Plate Voltage	300 max.	volts
Screen Voltage	100 max.	volts
Screen Supply Voltage	300 max.	volts
Grid Voltage	0 min.	volts
Plate Dissipation	2.25 max.	watts
Screen Dissipation	0.25 max.	watt
<i>Typical Operation and Characteristics - Class A₁ Amplifier:</i>		
Plate	100	250 volts
Screen	100	100 volts
Grid	-3	-3 volts
Suppressor	Connected to cathode at socket	
Plate Res.	0.25	0.8 approx. ohms
Transcond.	1500	1600 μmhos
Grid Bias for		
Transcond. of 2 μmhos	-50	-50 volts
Plate Cur.	8	8.2 ma.
Screen Cur.	2.2	2 ma.

- In circuits where the cathode is not directly connected to the heater, the potential difference between heater and cathode should be kept as low as possible.
- # The internal shield in the dome of the 6U7-G is connected to the cathode within the tube.
- o With close-fitting shield connected to cathode.

The Curve under Type 6D6 also applies to the 6U7-G.

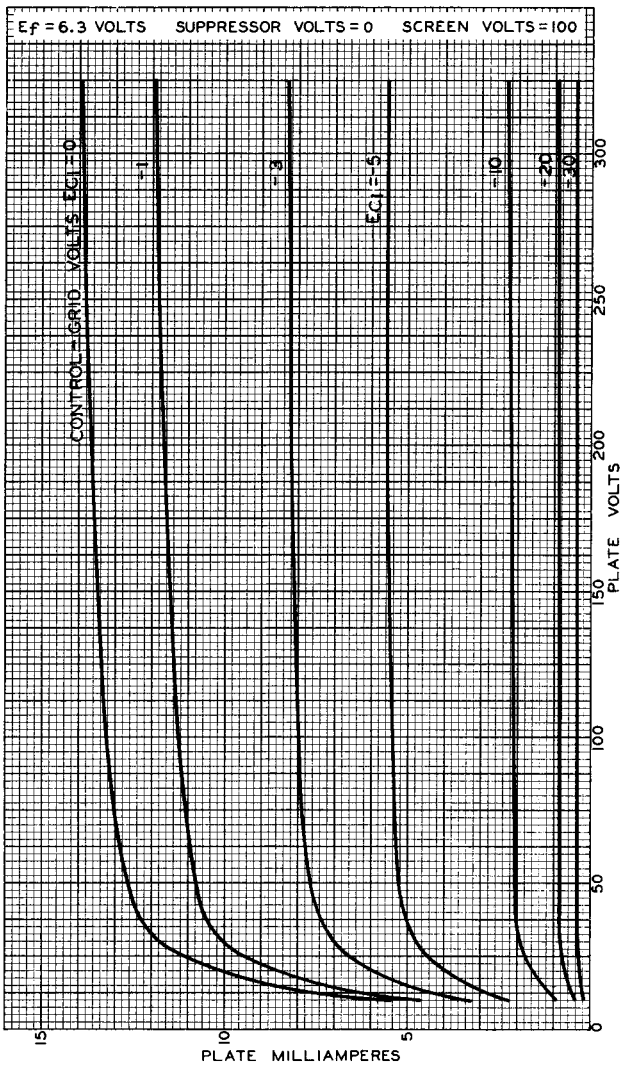
← Indicates a change.

6U7-G



6U7-G

AVERAGE PLATE CHARACTERISTICS

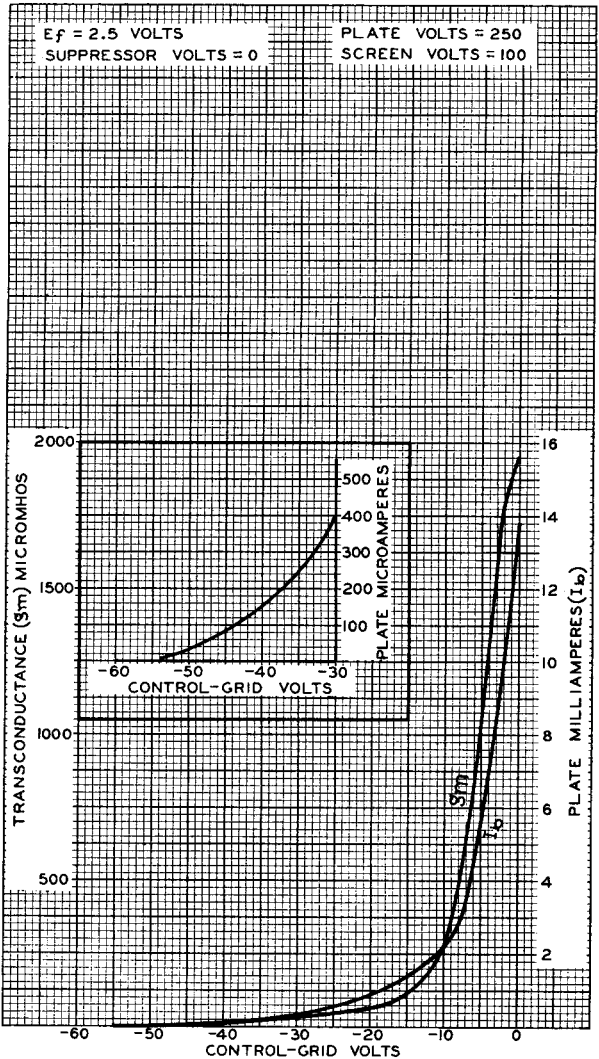




6U7-G

6U7-G

AVERAGE CHARACTERISTICS



6U7-G



6U7-G

AVERAGE CHARACTERISTICS

