

TUNG-SOL

R-F PENTODE AMPLIFIER

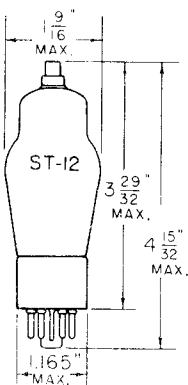
COATED FILAMENT

2.0 VOLTS 0.06 AMPERE

DC

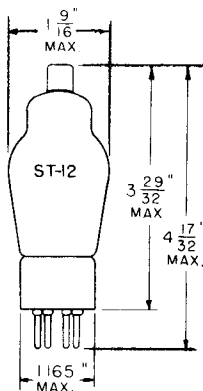
GLASS BULB

MOUNTING POSITION



1E5GP


SKIRTED MINIATURE
CAP



1B4P

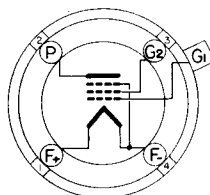
SMALL METAL
CAP

FOR TUBE TYPE 1B4P, HORIZONTAL OPERATION WILL BE PERMITTED IF PINS 1 AND 4 ARE IN A VERTICAL PLANE. THE SAME WILL HOLD TRUE FOR TYPE 1E5GP IF PINS 5 AND 7 ARE IN A VERTICAL PLANE.



BOTTOM VIEW

SMALL SHELL OCTAL
7 PIN BASE



BOTTOM VIEW

SMALL 4 PIN BASE

THE 1E5GP AND 1B4P ARE DESIGNED FOR SERVICE AS GENERAL PURPOSE SHARP CUT-OFF PENTODE AMPLIFIERS IN BATTERY OPERATED EQUIPMENTS.

RATINGS

MAXIMUM PLATE VOLTAGE	180	VOLTS
MAXIMUM SCREEN VOLTAGE	67.5	VOLTS
MAXIMUM CATHODE CURRENT	6.0	MA.

DIRECT INTERELECTRODE CAPACITANCES

GRID TO PLATE (WITH SHIELD)	0.007 MAX.	μ uf
INPUT	5.0	μ uf
OUTPUT	11	μ uf

PRINTED IN U. S. A.

PLATE
1493
OCT. 31
1944

CONTINUED ON NEXT PAGE

TUNG-SOL

CONTINUED FROM PRECEDING PAGE

TYPICAL OPERATING CONDITIONS AND CHARACTERISTICS

CLASS A₁ AMPLIFIER

PLATE VOLTAGE	90	180	VOLTS
SCREEN VOLTAGE	67.5	67.5	VOLTS
CONTROL GRID VOLTAGE ^A	-3.0	-3.0	VOLTS
PLATE CURRENT	1.6	1.7	MA.
SCREEN CURRENT	0.7	0.6	MA.
PLATE RESISTANCE (APPROX.)	1.0	1.5	MEG OHMS
TRANSCONDUCTANCE	600	650	μMHOS
AMPLIFICATION FACTOR (APPROX.)	550	1000	
CONTROL GRID VOLTAGE FOR PLATE CURRENT CUT-OFF ^A	-8.0	-8.0	VOLTS

^A RETURN TO NEGATIVE FILAMENT (PIN #7)

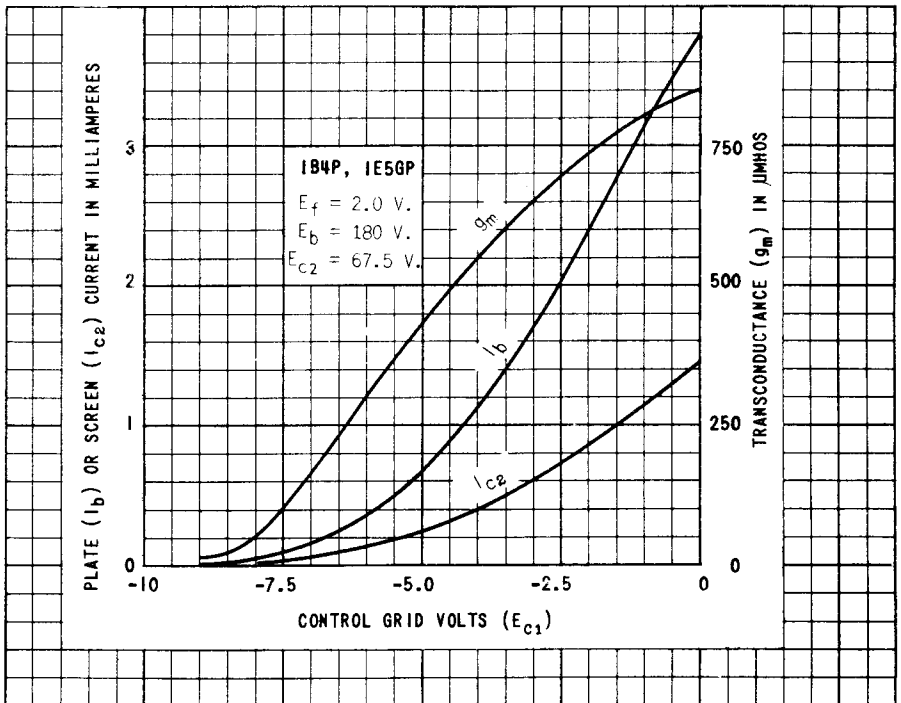
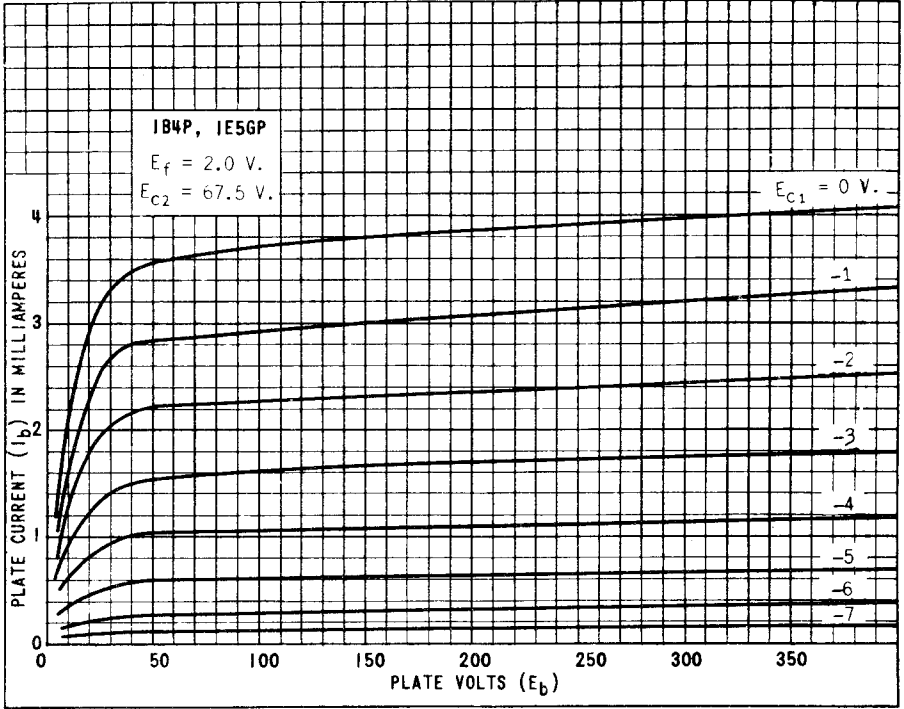


PLATE
1495
OCT. 31
1944