

TUNG-SOL

CATHODE RAY

THE 27NP4 IS A DIRECT-VIEW PICTURE TUBE DESIGNED FOR USE IN TELEVISION APPLICATIONS. ITS FEATURES INCLUDE:

SPHERICAL FACEPLATE	UNIPOTENTIAL CATHODE
GREY FILTER FACEPLATE	EXTERNAL CONDUCTIVE COATING
MAGNETIC FOCUS & DEFLECTION	24 1/4" X 18 1/8" RASTER SIZE
RECTANGULAR GLASS CONSTRUCTION	EXTERNAL SINGLE FIELD ION TRAP

ELECTRICAL DATA

FOCUSING METHOD		MAGNETIC
DEFLECTING METHOD		MAGNETIC
DEFLECTION ANGLE (APPROX.):		
HORIZONTAL	85	DEGREES
DIAGONAL	90	DEGREES
DIRECT INTERELECTRODE CAPACITANCES (APPROX.):		
CATHODE TO ALL OTHER ELECTRODES	5	$\mu\mu\text{f}$
GRID #1 TO ALL OTHER ELECTRODES	6	$\mu\mu\text{f}$
MAXIMUM EXTERNAL CONDUCTIVE COATING TO ANODE	750	$\mu\mu\text{f}$
MINIMUM EXTERNAL CONDUCTIVE COATING TO ANODE	500	$\mu\mu\text{f}$

OPTICAL DATA

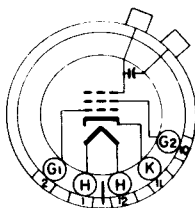
PHOSPHOR NUMBER		NO. 4
FLUORESCENT COLOR		WHITE
PHOSPHORESCENT COLOR		WHITE
PERSISTENCE		MEDIUM
FACEPLATE LIGHT TRANSMISSION AT CENTER (APPROX.)	68	PERCENT

MECHANICAL DATA

OVERALL LENGTH	23 \pm 3/8	INCHES
GREATEST DIMENSIONS OF BULB:		
DIAGONAL	26 13/16 \pm 3/16	INCHES
WIDTH	25 9/32 \pm 1/8	INCHES
HEIGHT	20 7/32 \pm 1/8	INCHES
MINIMUM USEFUL SCREEN DIMENSIONS:		
WIDTH	24 1/4	INCHES
HEIGHT	18 1/8	INCHES
BULB CONTACT	RECESSED SMALL CAVITY CAP	J1-21
BASE	SMALL SHELL DUODECAL 5 PIN	85-57
BASING		12N
BULB CONTACT ALIGNMENT		
J1-21 CONTACT ALIGNS WITH PIN POSITION #6 \pm 30 DEGREES		

PIN CONNECTIONS

PIN 1 - HEATER
 PIN 2 - GRID NO. 1
 PIN 10 - GRID NO. 2



PIN 11 - CATHODE
 PIN 12 - HEATER
 ANODE CAP

BOTTOM VIEW

CONTINUED ON FOLLOWING PAGE

TUNG-SOL

CONTINUED FROM PRECEDING PAGE

RATINGS

DESIGN CENTER VALUES

HEATER VOLTAGE	6.3	VOLTS
HEATER CURRENT	0.6	AMP.
MAXIMUM DC ANODE VOLTAGE ^A	18 000	VOLTS
MAXIMUM DC GRID #2 VOLTAGE	500	VOLTS
MAXIMUM GRID #1 VOLTAGE:		
NEGATIVE-BIAS VALUE (DC)	125	VOLTS
POSITIVE-BIAS VALUE (DC)	0	VOLTS
POSITIVE-PEAK VALUE	2	VOLTS
MAXIMUM DC PEAK HEATER CATHODE VOLTAGE:		
HEATER NEGATIVE WITH RESPECT TO CATHODE		
DURING WARM-UP PERIOD NOT TO EXCEED 15 SECONDS	410	VOLTS
AFTER EQUIPMENT WARM-UP PERIOD	180	VOLTS
HEATER POSITIVE WITH RESPECT TO CATHODE	180	VOLTS

^A BECAUSE THE RATING OF THIS TUBE PERMITS ANODE VOLTAGES AS HIGH AS 19.8 KV, SHIELDING OF X-RAY RADIATION FROM THE TUBE MAY BE NECESSARY. THIS PRECAUTION SHOULD BE OBSERVED WHEN THE ANODE IS OPERATED IN EXCESS OF 16 KV.

TYPICAL OPERATING CONDITIONS AND CHARACTERISTICS

DC ANODE VOLTAGE	16 000	VOLTS
DC GRID #2 VOLTAGE	300	VOLTS
DC GRID #1 VOLTAGE ^B	-28 TO -72	VOLTS
DC FOCUSING COIL CURRENT ^C (APPROX.)	95 ± 20%	MA.
DC ION TRAP CURRENT STANDARD COIL #111 (APPROX.)	100 ± 50%	MA.

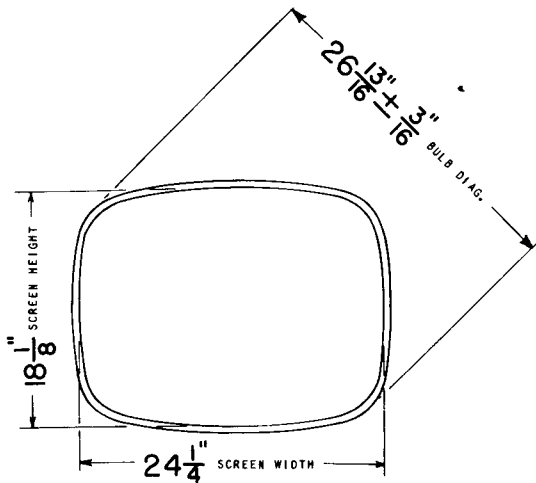
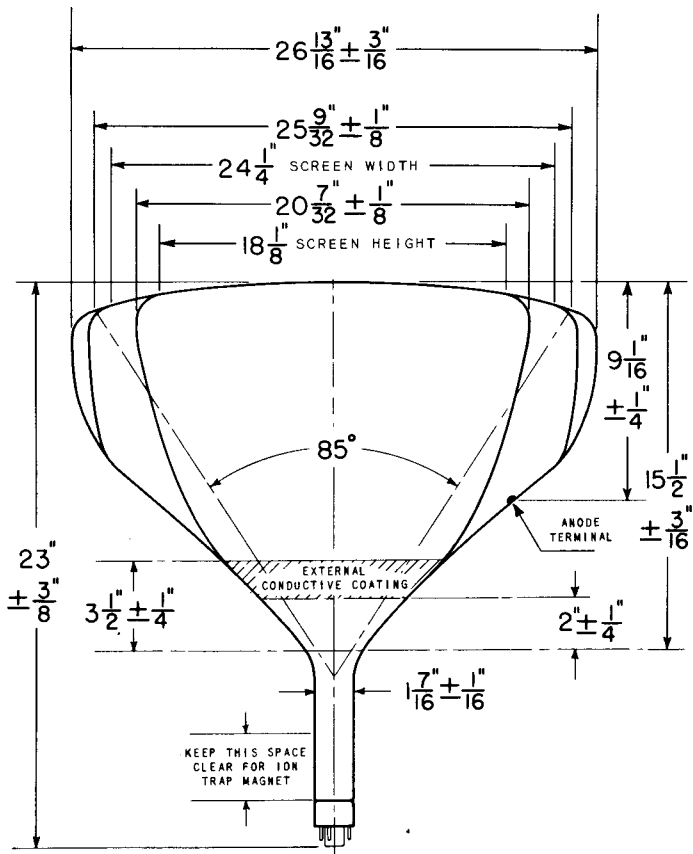
^B VISUAL EXTINCTION OF FOCUSED RASTER.

^C FOR STANDARD FOCUS COIL #109, OR EQUIVALENT, WITH THE COMBINED GRID #1 BIAS VOLTAGE AND VIDEO-SIGNAL VOLTAGE ADJUSTED TO PRODUCE A HIGHLIGHT BRIGHTNESS OF 20 FOOT LAMBERTS ON A 24 1/4" BY 18 1/8" PICTURE SIZE. DISTANCE FROM REFERENCE LINE TO CENTER OF AIR GAP ON FOCUS COIL SHALL BE 3-25 INCHES.

CIRCUIT VALUES

MAXIMUM GRID #1 CIRCUIT RESISTANCE	1.5	MEG OHMS
------------------------------------	-----	----------

TUNG-SOL



PRINTED IN U. S. A.