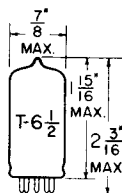


TUNG-SOL

TRIPLE-DIODE TRIODE

MINIATURE TYPE



GLASS BULB


COATED UNIPOTENTIAL CATHODE

HEATER

6.3 VOLTS 450 MA.

AC OR DC

ANY MOUNTING POSITION



BOTTOM VIEW

MINIATURE BUTTON
9 PIN BASE

9E

THE 6R8 IS A TRIPLE-DIODE LOW-MU TRIODE USING THE 9 PIN MINIATURE CONSTRUCTION. IT IS DESIGNED FOR SERVICE AS A COMBINED AM/FM DETECTOR AND AF AMPLIFIER.

DIRECT INTERELECTRODE CAPACITANCES -- APPROX.
WITH EXTERNAL SHIELD

GRID TO PLATE: (G TO P)	2.4	μμf
GRID TO CATHODE: (G TO K)	1.5	μμf
PLATE TO CATHODE: (P TO K)	1.1	μμf
GRID TO EACH DIODE PLATE (MAX.)	0.035	μμf
DIODE #1 TO CATHODE: (1P TO 1K)	3.8	μμf
DIODE #3 TO CATHODE: (3P TO 1K)	3.8	μμf
DIODE #2 TO CATHODE #2: (2P TO 2K)	4.5	μμf
DIODE #2 TO ALL: D ₂ TO H+1K+2K+1P+3P+G+P)	8.5	μμf

RATINGS

INTERPRETED ACCORDING TO RMA STANDARD M8-210

HEATER VOLTAGE	6.3	VOLTS
MAXIMUM HEATER-CATHODE VOLTAGE	90	VOLTS
MAXIMUM PLATE VOLTAGE	250	VOLTS
MAXIMUM PLATE DISSIPATION	2.5	WATTS
MAXIMUM DIODE CURRENT EACH PLATE FOR CONTINUOUS OPERATION	5	MA.
MAXIMUM GRID #1 CIRCUIT RESISTANCE	1	MEGOHM.

TYPICAL OPERATING CONDITIONS AND CHARACTERISTICS

CLASS A₁ AMPLIFIER - TRIODE UNIT

HEATER VOLTAGE	6.3	VOLTS
HEATER CURRENT	450	MA.
PLATE VOLTAGE	250	VOLTS
GRID VOLTAGE	-9	VOLTS
PLATE RESISTANCE	8 500	OHMS
TRANSCONDUCTANCE	1 900	μMHOS
AMPLIFICATION FACTOR	16	
PLATE CURRENT	9.5	MA.
LOAD RESISTANCE	10 000	OHMS
POWER OUTPUT	500	MW.

PRINTED IN U. S. A.

PLATE
2-30
AUG. 1
1950

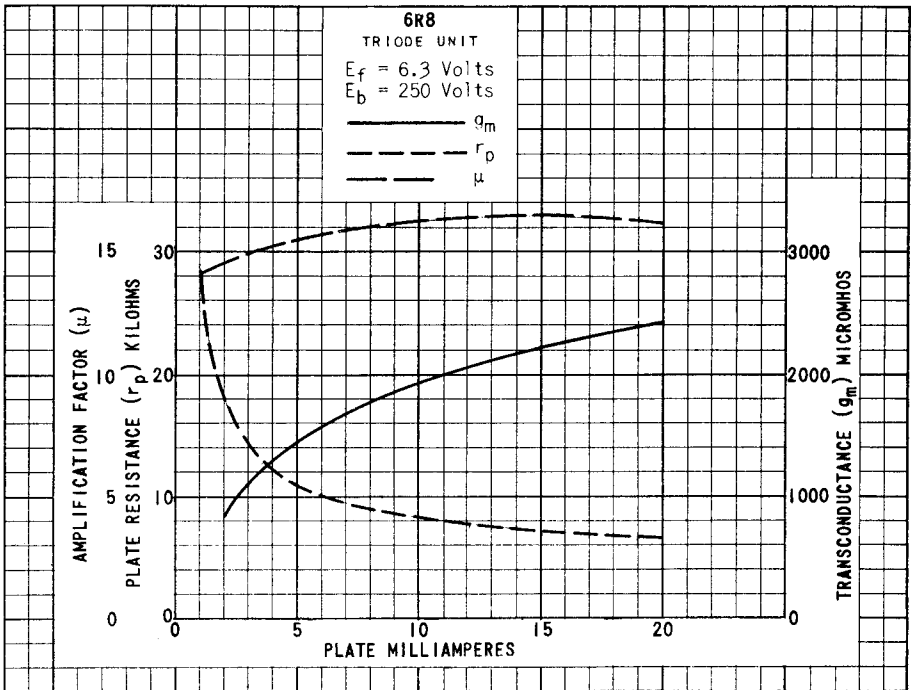
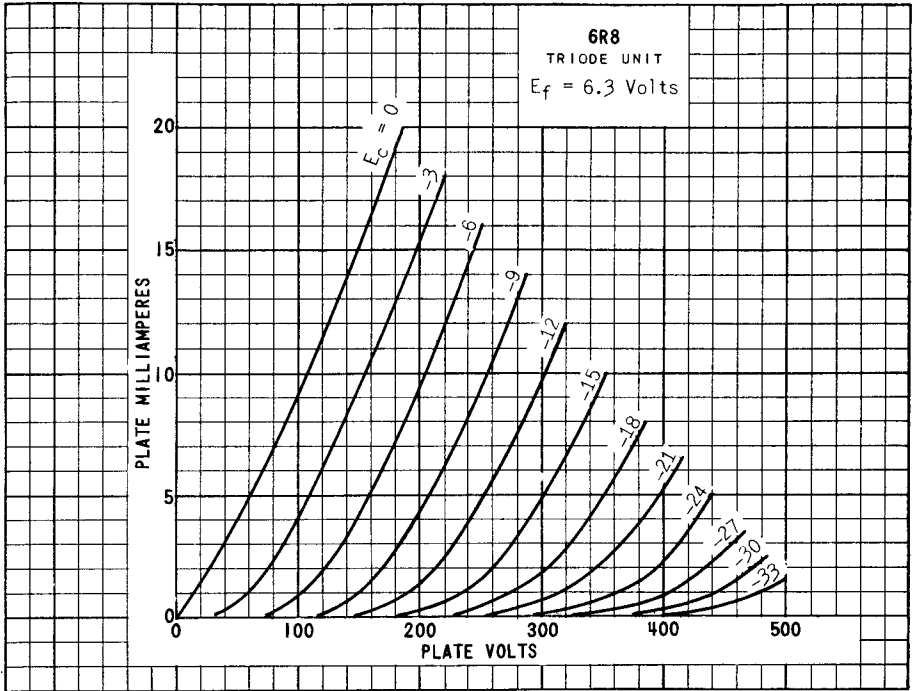


PLATE
2491
AUG. 1
1950