

FULL-WAVE RECTIFIER

GZ34

Indirectly heated full-wave rectifier primarily intended for use in a.c. mains operated equipment.

HEATER

V_h	5.0	V
I_h	1.9	A

LIMITING VALUES

P.I.V. max.	1.5	kV
$i_{a(pk)}$ max.	750	mA
C max.	60	μ F
$V_{a(r.m.s.)}$	2 × 300 2 × 350 2 × 400 2 × 450 2 × 500 2 × 550	V

Capacitor input

I_{out} max.	250	250	250	250	200	160	mA
R_{lim} min. (per anode)	50	75	100	125	150	175	Ω

Choke input

I_{out} max.	250	250	250	250	250	225	mA
R_{lim} min. (per anode)	0	0	0	0	0	0	Ω

TYPICAL OPERATING CONDITIONS

Capacitor input

$V_{a(r.m.s.)}$ (V)	I_{out} (mA)	C (μ F)	R_{lim} (per anode) (Ω)	V_{out} (V)
2 × 300	250	60	75	330
2 × 350	250	60	100	380
2 × 400	250	60	125	430
2 × 450	250	60	150	480
2 × 500	200	60	175	560
2 × 550	160	60	200	640

Choke input

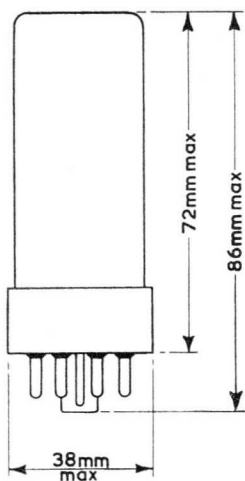
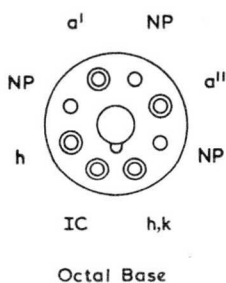
$V_{a(r.m.s.)}$ (V)	I_{out} (mA)	L (H)	R_{lim} (per anode) (Ω)	V_{out} (V)
2 × 300	250	10	0	250
2 × 350	250	10	0	290
2 × 400	250	10	0	330
2 × 450	250	10	0	375
2 × 500	250	10	0	420
2 × 550	225	10	0	465

GZ34

FULL-WAVE RECTIFIER

Indirectly heated full-wave rectifier primarily intended for use in a.c. mains operated equipment.

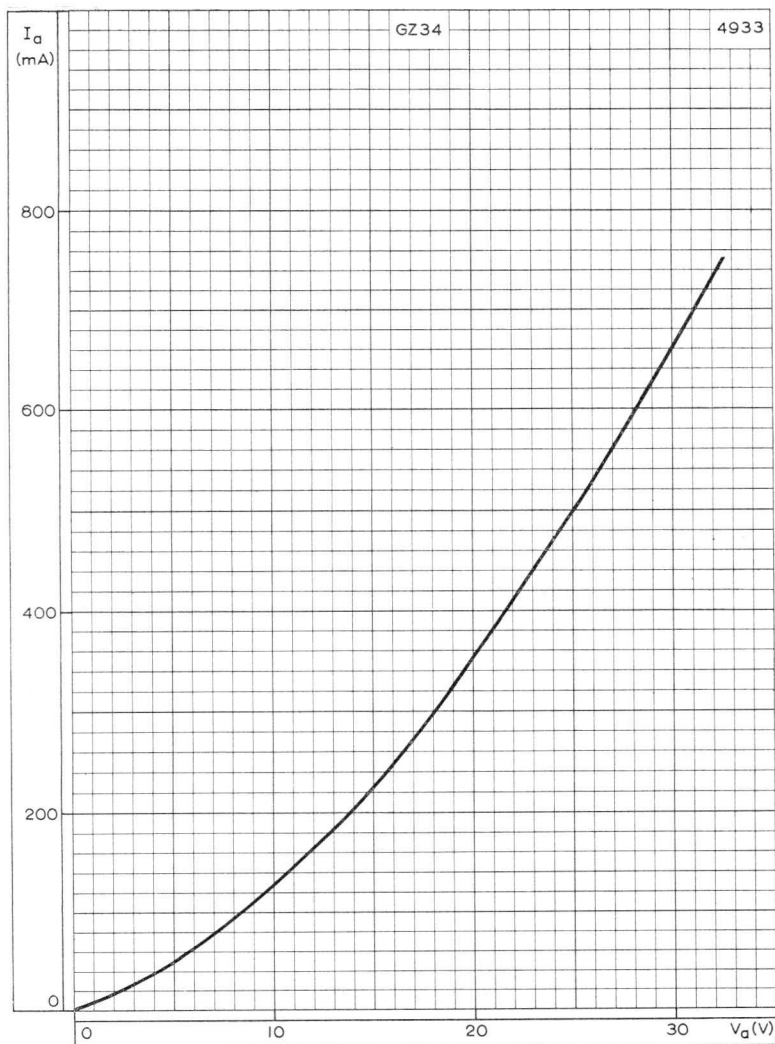
5305



FULL-WAVE RECTIFIER

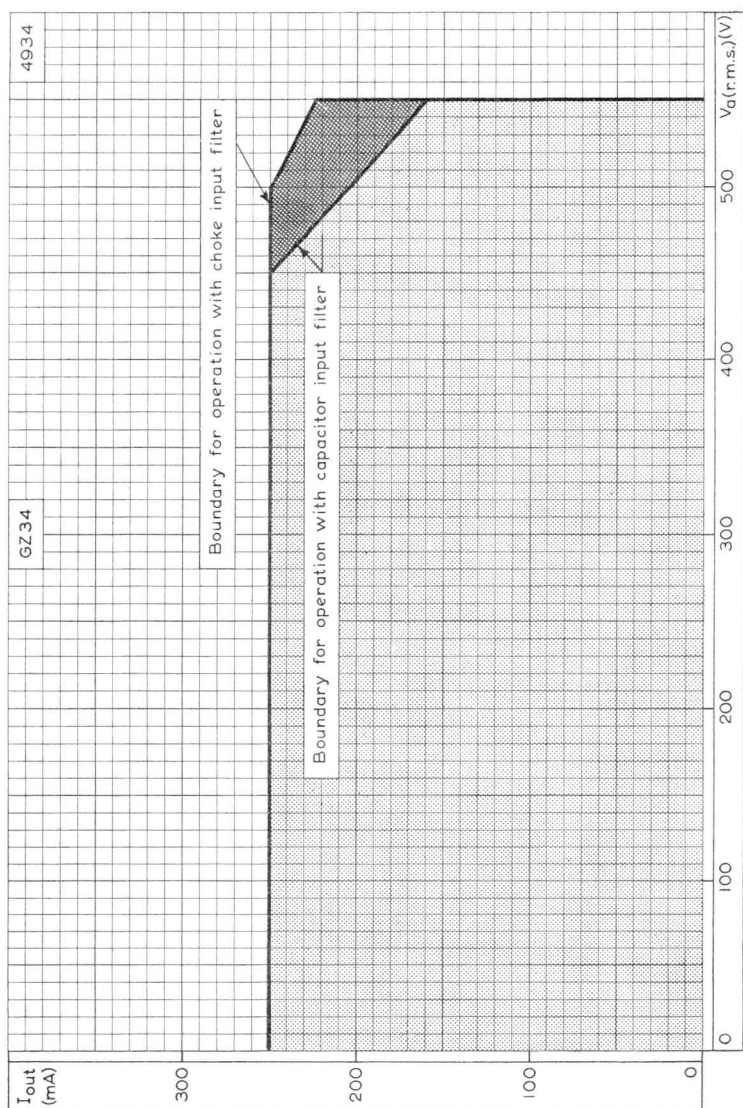
GZ34

Indirectly heated full-wave rectifier primarily intended for use in a.c. mains operated equipment.



ANODE CURRENT PLOTTED AGAINST ANODE VOLTAGE

Indirectly heated full-wave rectifier primarily intended for use in a.c. mains operated equipment.

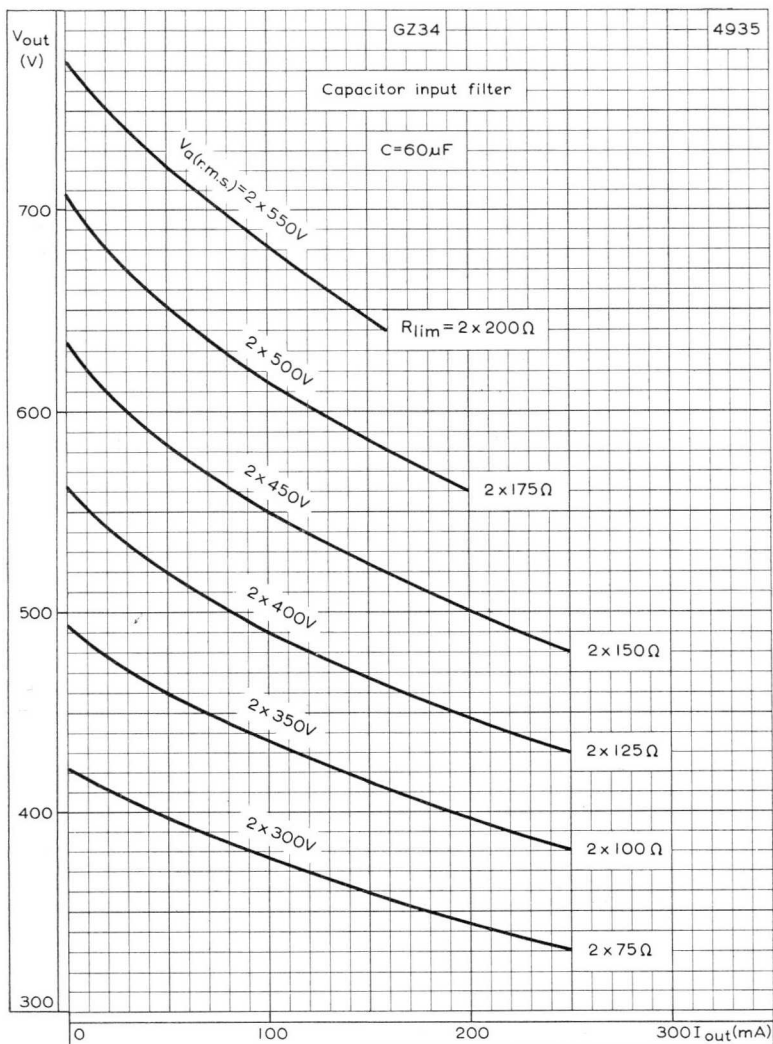


BOUNDARY OF OPERATION WITH CAPACITOR OR CHOKE INPUT FILTER

FULL-WAVE RECTIFIER

GZ34

Indirectly heated full-wave rectifier primarily intended for use in a.c. mains operated equipment.

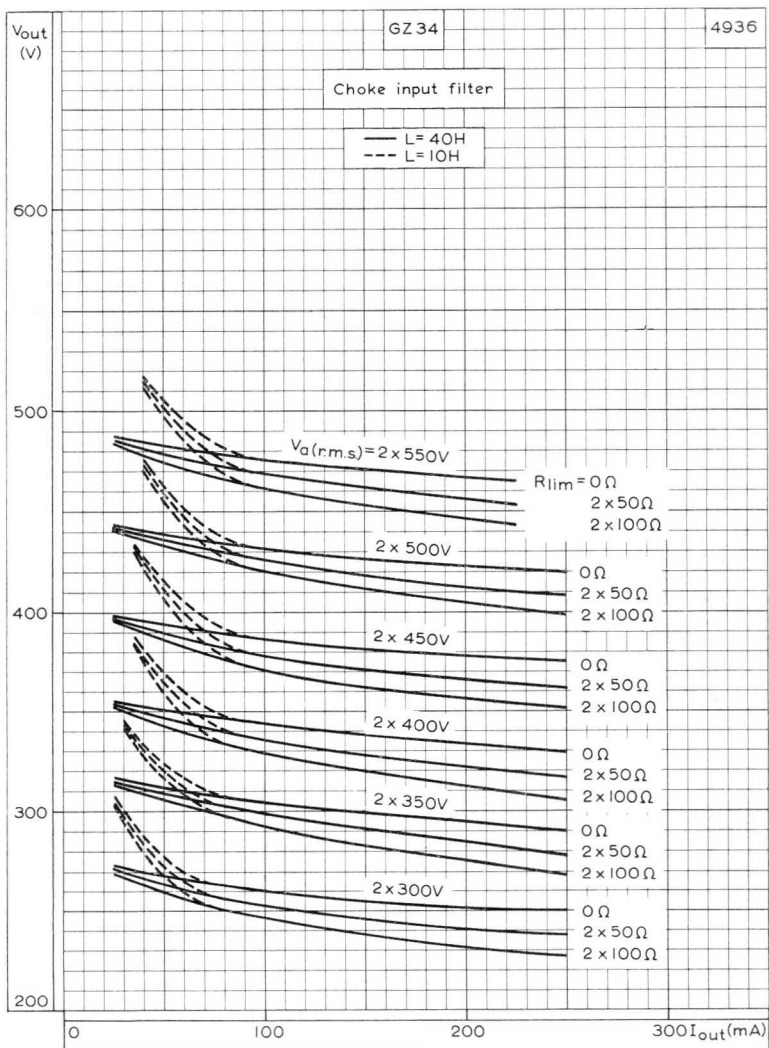


CAPACITOR INPUT FILTER REGULATION CURVES

GZ34

FULL-WAVE RECTIFIER

Indirectly heated full-wave rectifier primarily intended for use in a.c. mains operated equipment.



CHOKE INPUT FILTER REGULATION CURVES