

Heizung dir. Batterie	Vf	2,0 V
Chauffage dir. batterie	If	0,050 A
Heating dir. battery		
Kapazitäten	C _{g1}	< 0,006 μF
Capacités	C _{g1}	5,7 μF
Capacities	C _a	5,1 μF

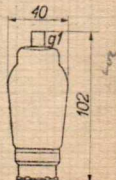
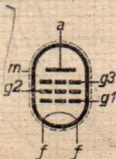
Betriebsdaten als HF- und ZF-Verstärker
 Données relatives au fonctionnement comme amplificateur HF ou MF
 Operating conditions as HF and IF amplifier

V _a	90	135 V
V _{g2}	90	135 V
I _a (V _{g1} = -0,5 V)	1,0	2 mA
I _a (V _{g1} = -15 V)		< 0,015 mA
I _a (V _{g1} = -10 V)	< 0,015	mA
I _{g2}	0,3	0,6 mA
g	1000	350
S (V _{g1} = -0,5 V)	0,5	0,65 mA/V
S (V _{g1} = -15 V)		< 0,002 mA/V
S (V _{g1} = -10 V)	< 0,002	mA/V
R _i (V _{g1} = -0,5 V)	2	1,3 MOhm
R _i (V _{g1} = -15 V)		> 10 MOhm
R _i (V _{g1} = -10 V)	> 10	MOhm

Grenzdaten
 Données-limites
 Limits

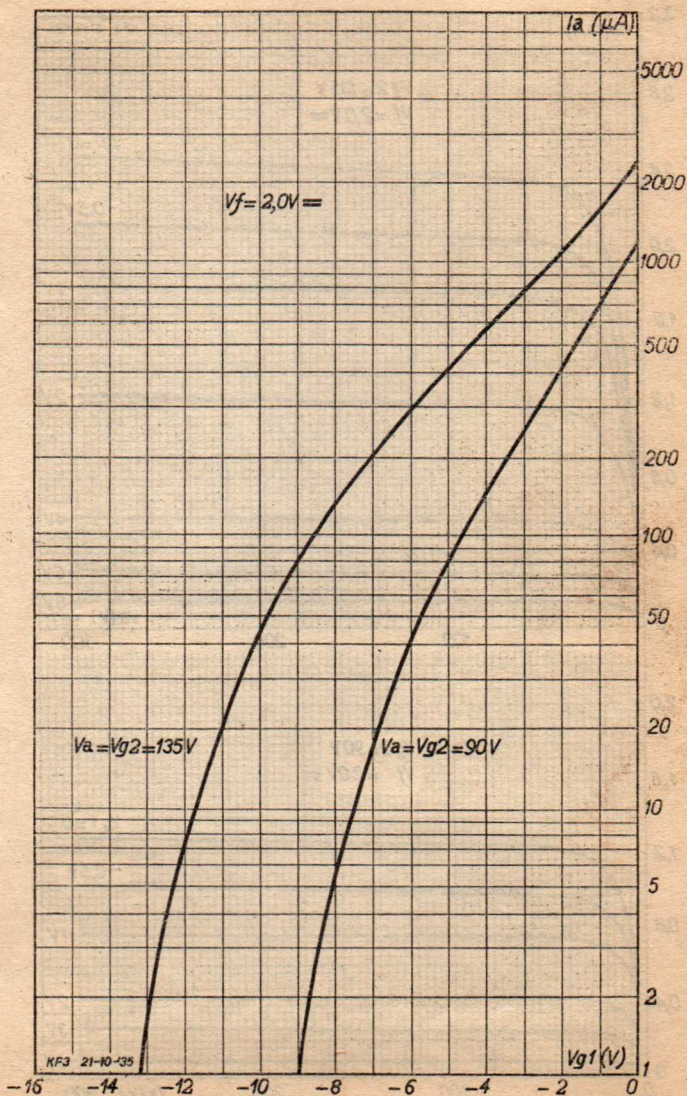
V _a max	135 V
W _a max	0,7 W
I _k max	5 mA
V _{g1} max (I _{g1} = 0,3 μA)	-0,2 V
V _{g2} max	135 V
W _{g2} max	0,2 W
R _{g1} max	2,5 MOhm

Elektrodenanordnung und Sockelschaltung
 Disposition des électrodes et connexion du culot
 Arrangement of electrodes and base connection



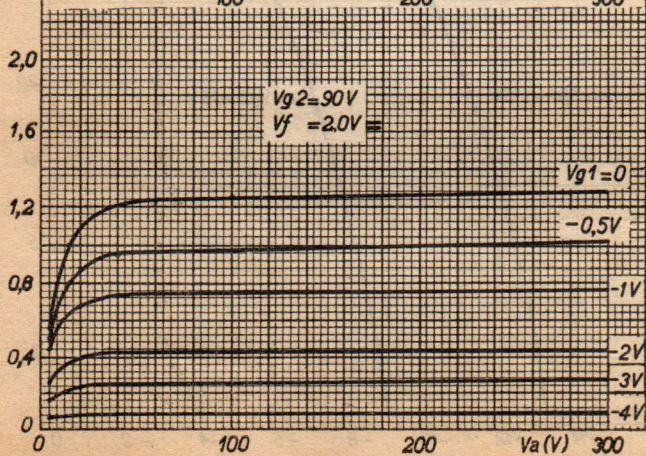
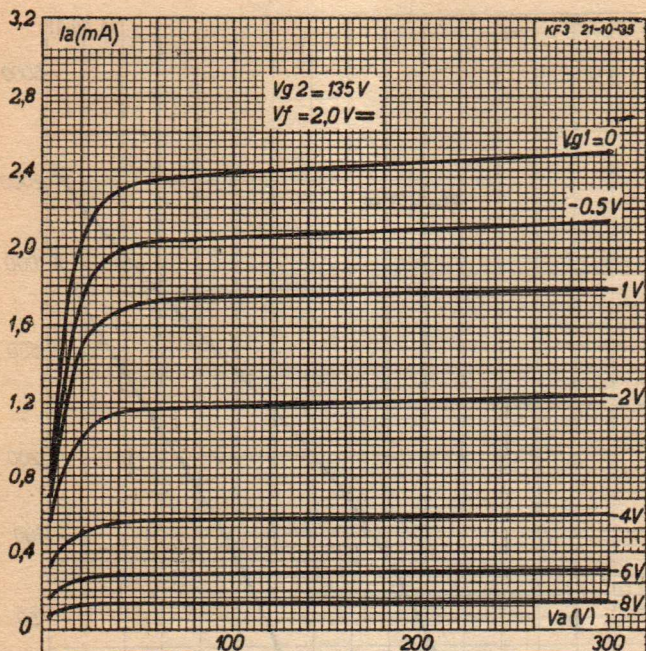
PHILIPS „MINIWATT“
KF 3
PENTHODE (H.F.)

KF 3



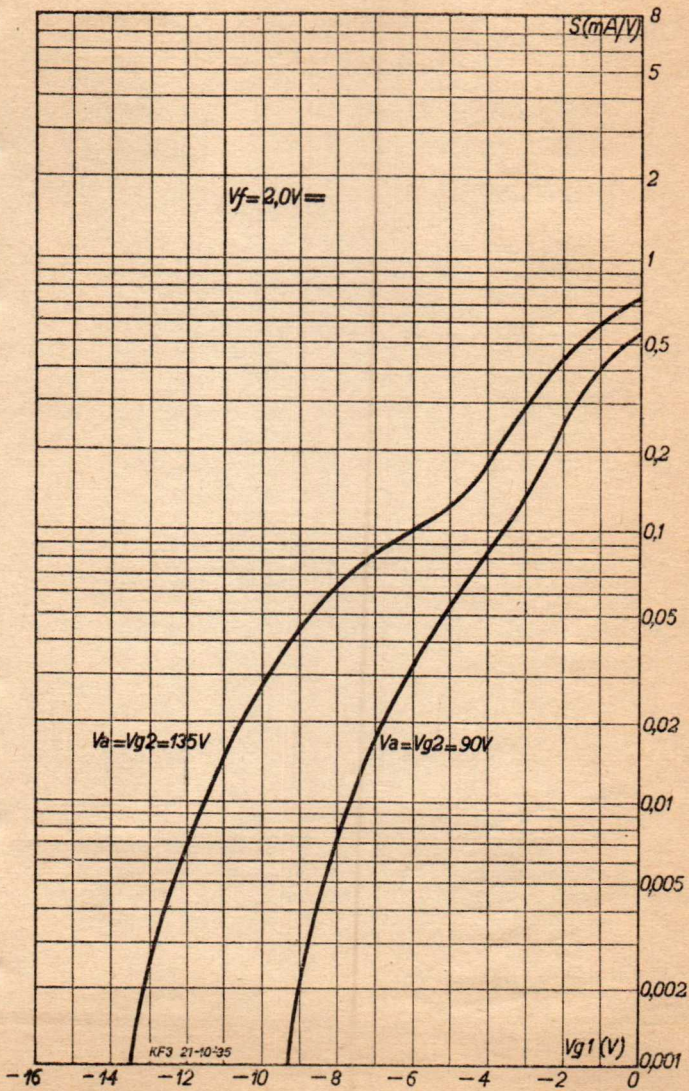
KF 3

PHILIPS „MINIWATT“

KF 3**PENTHODE (H.F.)**

PHILIPS „MINIWATT“
KF 3
 PENTHODE (H.F.)

KF 3



KF 3

PHILIPS INSTRUMENTS
KX 3
LENTHOPE (H.S.)

