T.			U_f V	I_f A	Cl.	U_a V	U_{g2} V	U_{g1} V	I_a mA	I_{g2} mA	S mA/V	R_i kΩ	μ g_2/g_1 (g/g)	R_k Ω	R_o kΩ	P_o W	$U_{g1\approx}$ V	h %
					A 1	250	250	− 7	72	8	15	20	18	90	3,5	8,2	4,8	10
					stat.	300	325	−12,2	55	6,25	13	28		200				
					stat.	350	350	−14	49	6,5	12	50		250				
					stat.	400	425	−18,2	45	6	10	35		360				
					stat.	425	425	−19	42	4,5	10	50		410				
					AB	250	250	(− 9)	(45÷53)×2	(5,5÷8,5)×2				90	5	14,5	7,3	2,2
					AB	250	265	(− 9)	(45÷54)×2	(5,1÷9,9)×2				97	5	16	8,2	1,7
					AB	300	325	(−12,2)	(55÷67)×2	(6,25÷14)×2				100	5	25,5	11	2,5
EL 6	eur	1	6,3	1,2	AB	350	350[1])	(−14,5)	(52÷64)×2	(6,5÷16,5)×2				125	6	27,5	14	4
EL 6/400	eur	1	6,3	1,2	AB	400	360[2])	(−17,5)	(46÷58)×2	(5÷14,5)×2				180	8	29	17	5
EL 12	eur	2	6,3	1,2	AB	425	425	−19	(42÷96)×2	(5÷26)×2	10	50	(Fig.3)	(400)	5	43	27	5
EL 12/325	eur	2	6,3	1,2	A 1	250	Fig.1	−10	40	—	15	1,5	(27)	200	3,5	2	6,7	5
EL 12/350	Tlf	2	6,3	1,2	A 1	375	Fig.1	−16	50					300	4	4,5	11	9
EL 12/375	eur	2	6,3	1,2	AB	250	Fig.1	− 9,5	40×2					120	5	4,7	13	1,5
EL 12 spez.	eur	4	6,3	1,2	AB	300	Fig.1	−11,5	50×2					230	5	7,3	15,5	1,5
EL 36	Mul	3	6,3	1,2	AB	320	Fig.1	−12,8	50×2					250	5	8,7	17	1,5
EL 54	Mul	1	6,3	1,2	AB	350	Fig.1	−14,5	50×2					300	5	11,3	20,5	1,8
					AB	400	Fig.1	−17,3	(48÷54)×2					175	5,5	13	13,5	1,5
						250	250	maximum EL 6, EL 12, EL 36										
						325	325	maximum EL 12/325										
						350	350	maximum EL 12/350										
						375	375	maximum EL 12/375										
						400	400	maximum EL 6/400										
						425	425	maximum EL 12 spez., EL 54										
EL 12 N	RFT	2	6,3	1,2	A 1	250	250	− 0,3	72	11	15	20	18	90	3,5	8	4,5	
						425	425	maximum (I_k = 90 mA; P_a = 18 W; P_{g2} = 2,5 W; R_{g1}=0,7 MΩ; $U_{f/k}$=50 V)										

I_k = 90 mA
P_a = 18 W; P_{g2} = 2 W
I_{g1} = 0,3 μA; U_{g1} = − 1,3 V
R_{g1} = 0,7 MΩ; $U_{f/k}$ = 50 V

T.	$C_{g1/k}$ pF	$C_{a/k}$ pF	$C_{g1/a}$ pF
EL 12 spez.	17,5	7	0,7

[1]) U_b = 375 V; R_{g2} = 700 Ω
[2]) U_b = 400 V; R_{g2} = 700 Ω

Equivalents

EL 6 spez.	eur =	EL 6/400
EL 12 spec.	Tes =	EL 12 spez.
EL 150	Tlf =	EL 12/375
WE 14	Tlf =	EL 6
4699	Phl =	EL 54
4699 N	Phl =	EL 54

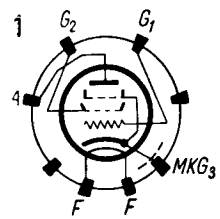

EL6

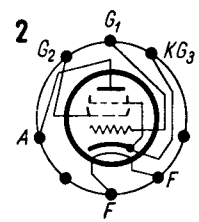

EL12

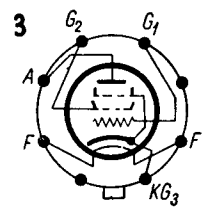

EL36

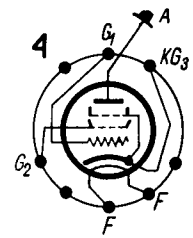

EL12 spec

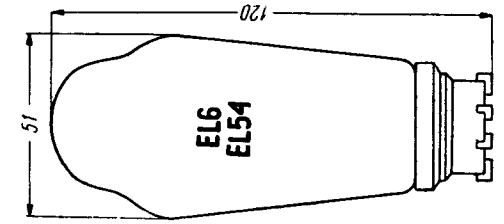
EL6
EL54
51
120

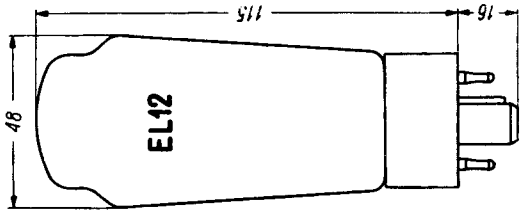
EL12
48
115
16

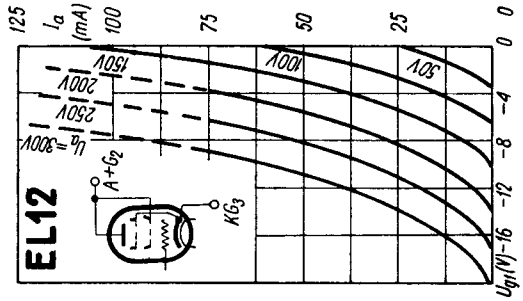
EL12
A+G2
KG3
Ia (mA)
Ua=300V
250V
200V
150V
100V
50V
Ug1(V)

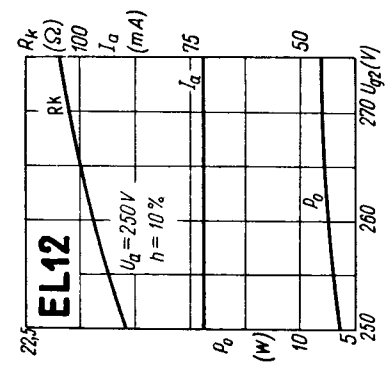
EL12
Rk (Ω)
Ia (mA)
Rk
Ia
Ua=250V
h=10%
Po
(W)
Ug2(V)

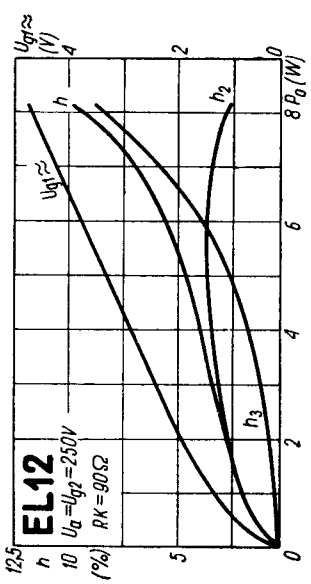
EL12
Ug2≈ (V)
h (%)
Ua=Ug2=250V
Rk=90Ω
Ug1≈
h
h2
h3
Po (W)

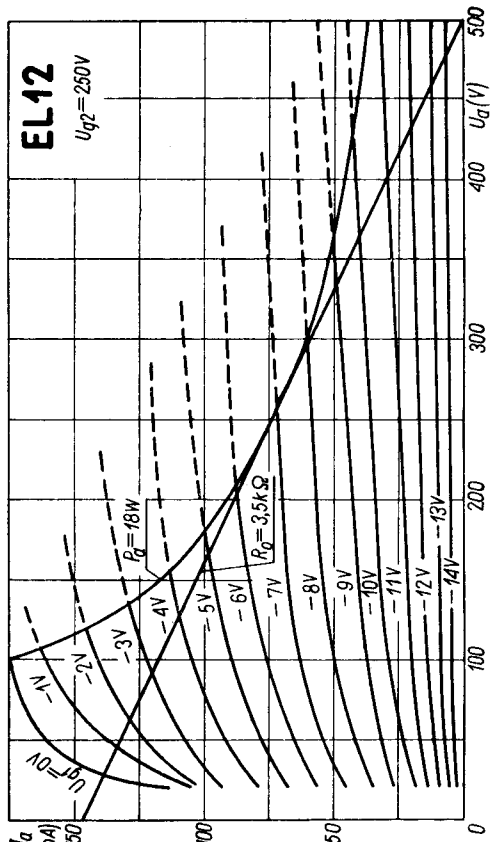
EL12
Ug2=250V
Ia (mA)
Ua (V)
Ug=0V
Pa=18W
Ro=3,5kΩ

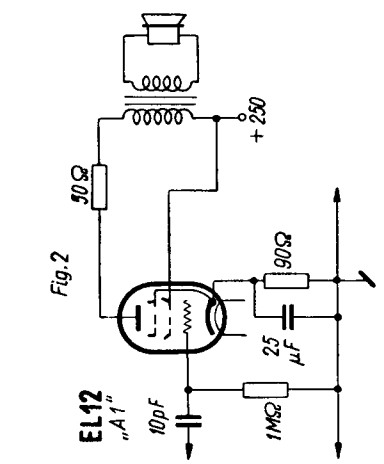
Fig.2
EL12
„A1"
10pF
1MΩ
25 μF
90Ω
50Ω
+250

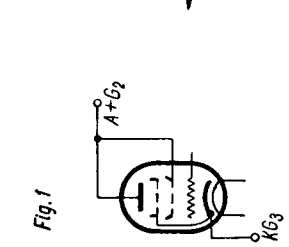
Fig.1
A+G2
KG3

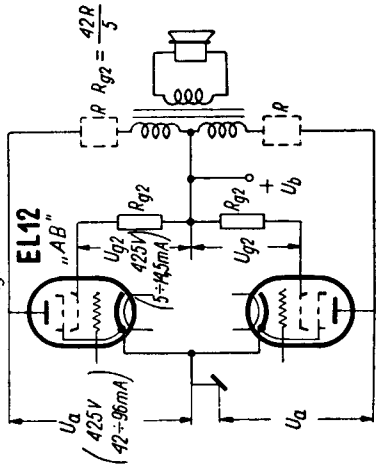
Fig.3
EL12
„AB"
Rg2
Ug2
425V
(5÷14,5mA)
Ua
425V
(42÷96mA)
R
Rg2 = 42R/5
+
Ub

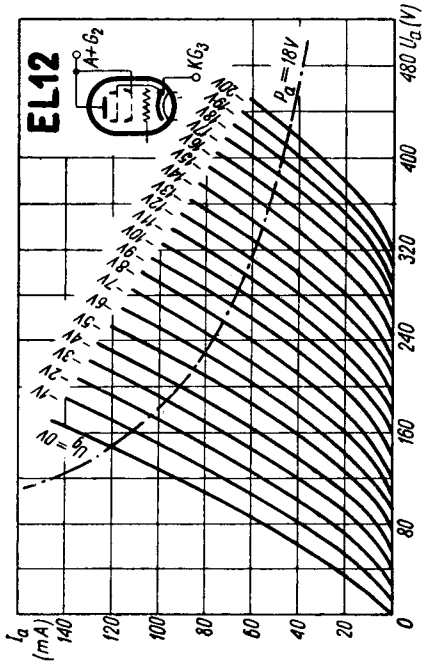
EL12
A+G2
KG3
Ia (mA)
Ua (V)
Pa=18W
Ug=0V

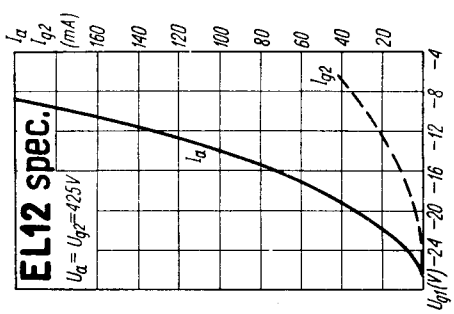
EL12 spec.
$U_a = U_{g2} = 425V$
I_a
I_{g2}
U_{g1} (V)

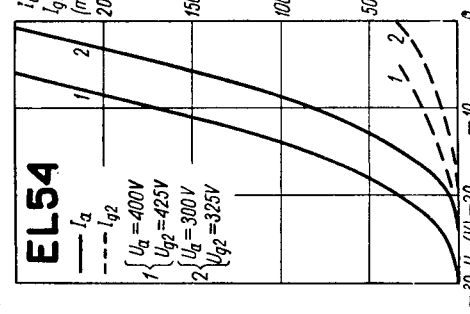
EL54
I_a
I_{g2}
1 $U_a = 400V$ $U_{g2} = 425V$
2 $U_a = 300V$ $U_{g2} = 325V$
U_{g1} (V)

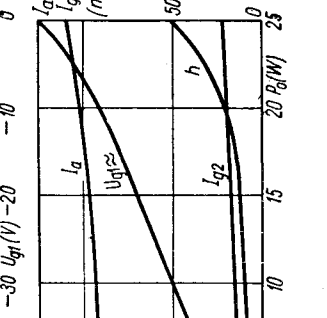
EL54
„AB"
$U_a = 400V$
$U_{g2} = 425V$
$Rk = 180\Omega$
I_a
I_{g2}
$U_{g1\approx}$
h
P_o (W)

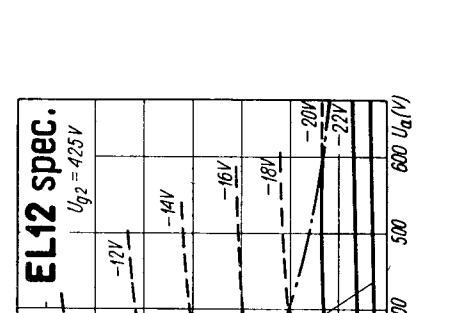
EL12 spec.
$U_{g2} = 425V$
$P_a = 18W$
U_a (V)

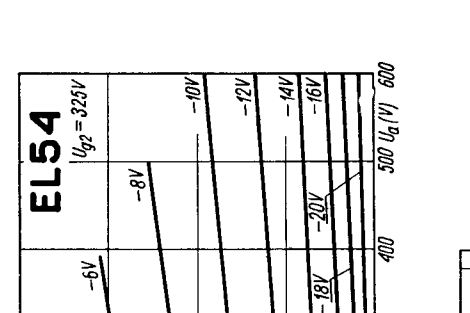
EL54
$U_{g2} = 325V$
$U_{g1} = -2V$
U_a (V)

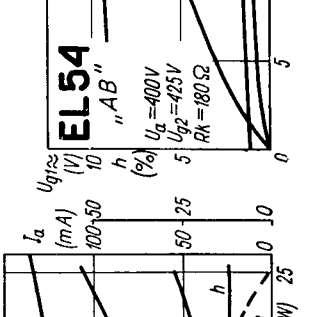
EL54
„AB"
$U_a = 300V$
$U_{g2} = 325V$
$Rk = 100\Omega$
I_a
I_{g2}
$U_{g1\approx}$
h
h_3
P_o (W)

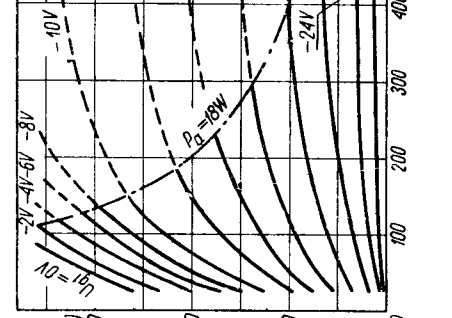
EL12
„AB"
$Rk = 90\Omega$
$U_a = U_{g2} = 250V$
I_a
I_{g2}
h
h_3
$U_{g1\approx}$
P_o (W)

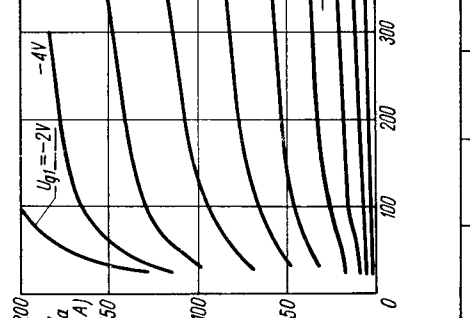
EL12 spec.
„AB"
$U_a = U_{g2} = 425V$
$U_{g1} = -19V$
I_a
I_{g2}
h
$U_{g1\approx}$
P_o (W)

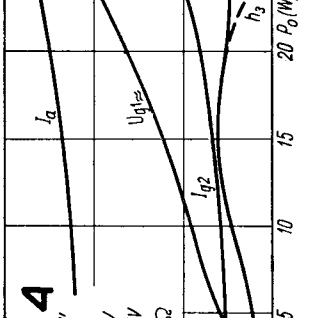
EL54
$U_{g2} = 425V$
U_a (V)

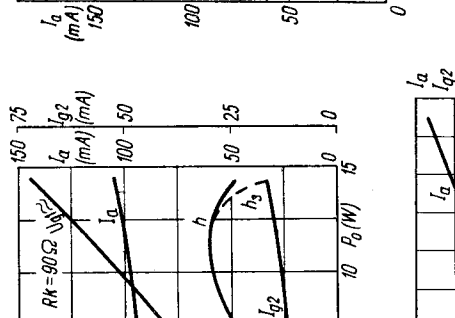
EL12
$U_a = U_{g2} = 250V$
I_a
I_{g2}
U_{g1} (V)

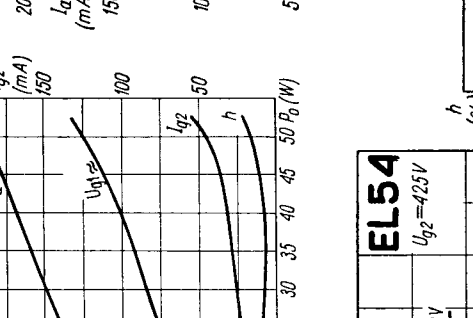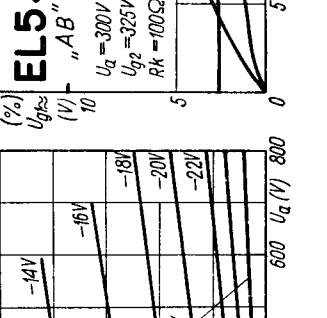
EL12 spec.